



SISÄLTÖ

Vanhat STRO-tiedot

Täältä löydät tietoa vanhoista renkaan mitoista,
jotka on poistettu STRO-tietokirjasta
iän ja avaruuden vuoksi:

P Henkilöautonrenkaat

Sisältö
Taulukot

L Kuorma - autonrenkaat

Sisältö
Taulukot

T Traktorin- ja muut maatalousrenkaat

Sisältö
Taulukot

E Työkoneiden renkaat

Sisältö
Taulukot

I Teollisuusrenkaat

Sisältö
Taulukot

M Moottoripyörän- ja skootterinrenkaat

Sisältö
Taulukot



SISÄLTÖ

HENKILÖAUTONRENKAAT			Sida
	Vyörakenne		
P 123.01	88-, 85-, 90-serie+Twin Appl.	mm- + tum-dim.	2
P 151.00	45 - 40- " CT-däck		3
	Ristikudosrenkaat		
P 101.01-02	95- serie	tumakoot	4-5
P 103.01	88- "	"	6
P 105.01-02	82- "	mmkoot	7-8
P 107.01	77- "	tumakoot	9
P 311.01	Kuormaa yhdysvaltojen renkaita Euroopassa	alphanum.	10
	USA-renkaat vyörakenne		
P 314.01	78- serie	alphanum.	11
P 316.01	70- "	"	12
P 318.01	60- "	"	13
P 319.01	50- "	"	14
	USA-renkaat ristikudos		
P 319.01	50- serie	alphanum.	14
P 313.01	78-, 84- "	"	15
P 315.01	70- "	"	16
P 317.01	60- "	"	17
P 312.01	83- "	tumakoot	18
	Vanteet		
P 951.01	Vanteet eurooppalaisille		19
P 951.02	renkaille "		20
P 951.03	"		21
P 951.04	"		22
P 950.09 A-B	Alternativfälgar		23-24
P 951.01A	Vanteet USA-renkaille		25

P

SCANDINAVIAN TIRE & RIM ORGANIZATION



Personbilsdäck
 Henkilöautonrenkaat
 Passenger Car Tyres

Radial
 Vyörakenne
 Radial

Profil .88-.85-.90
 Poikkileikkaussuhde .88-.85-.90
 Aspect Ratio .88-.85-.90

N O R M - N O R M I

P 123.01

	L I							kPa	
			Norm	Max	Norm	Max			
120R10	51	3 1/2	118	123	460	468	195	210	1403
130R12	60	3 1/2	128	133	522	531	250	210	1592
140R12 = 5.00	65	4	138	144	538	547	290	210	1641
150R12 = 5.50	72	4	146	152	554	564	355	220	1690
150R13 = 5.50	74	4	145	154	580	590	375	220	1769
160R13 = 6.00	78	4 1/2	158	164	596	607	425	230	1818
170R13	82	5	168	178	608	619	475	240	1854
150R14 = 5.50	76	4	145	151	606	616	400	220	1848
180R15	89	5	174	181	676	688	580	240	2062
6.50R13	86	4 1/2	169	176	624	636	530	230	1903
7.00R13	88	5	178	185	644	657	560	240	1964
7.25R13	90	5	184	191	654	667	600	230	1995
7.00R14	90	5	178	185	668	681	600	230	2037
7.50R14	94	5 1/2	190	198	688	701	670	230	2098
125/85R13	69	3.50	126	131	542	550	325	310	1653
135/85R13	74	3.50	133	138	560	569	375	310	1708
145/85R13	78	4.00	145	151	576	586	426	310	1757
155/85R13	82	4.50	157	163	594	605	475	310	1812
155/85R14	84	4 1/2	157	163	620	631	500	310	1891
155/85R15	83	4 1/2	157	163	645		487	310	1967
85-90 series	85-90-sarja	Twin Application	Kaksonen						
125/90R16	70	3J	121	126	632	642	335	250	1927
Reinf.	74						375	290	
125/90R17	71	3J	121	126	658	668	345	250	
Reinf.	75						387	290	
105/85R16	57	3J	106	110	586		230	250	1781
XL	61						257	290	
125/85R16	68	3J	121	126	618	626	315	250	
Reinf.	72						355	290	

SCANDINAVIAN TIRE & RIM ORGANIZATION

NORM - NORMI

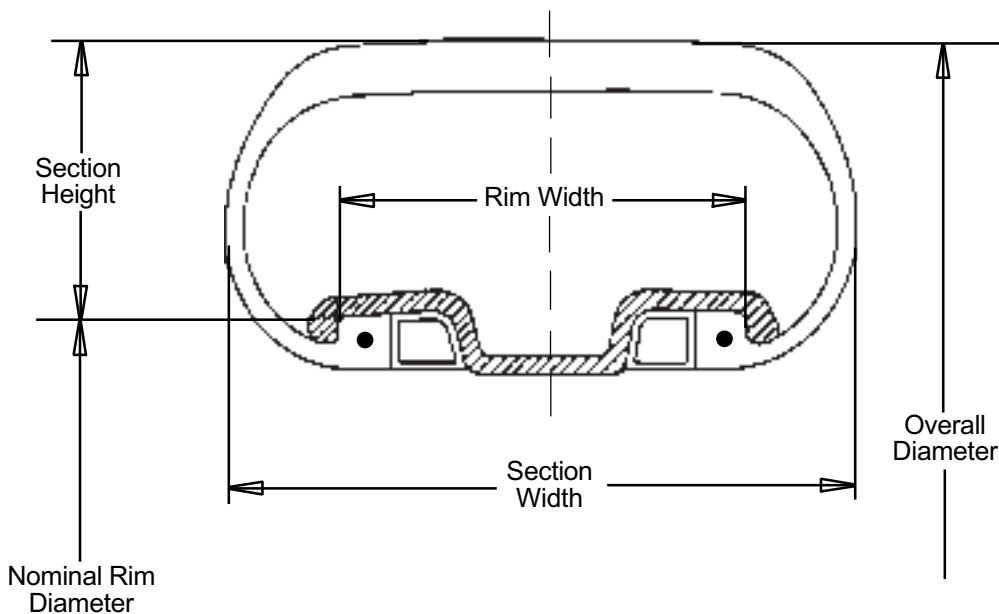
P 151.00



Personbilsdäck
Henkilöautonrenkaat
Passenger Car Tyres

.45-.40-series CT Tyres

◎	PR	L I							kPa	
				Norm	Max	Norm	Max			
CT 165/45R400		75	105	165	172	548	554	387	290	1671
CT 205/45R425		89	135	205	213	609	617	580	290	1858
CT 205/45R450		91	135	205	213	634	642	615	290	1934
CT 225/40R475	Reinf.	94	150	225	234	655	662	670	290	1998
CT 230/40R475		102	150	230	239	659	667	850	350	2010
CT 235/40R475		95	165	235	244	663	671	690	290	2022
CT 225/40R500	Reinf.	95	150	225	234	685	692	690	290	2089
CT 245/40R500		100	165	245	255	696	704	800	290	2123
CT 265/40R500		111	180	265	276	712	720	1090	350	2172



SCANDINAVIAN TIRE & RIM ORGANIZATION



N O R M - N O R M I

P 101.01



Personbilsdäck
Henkilöautonrenkaat
Passenger Car Tyres

Diagonal
Diagonal
Diagonal

Profil .95
Poikkileikkaussuhde .95
Aspect Ratio .95

◎	PR	L I	◎	◎		◎		↓	kPa	◎
				Norm	Max	Norm	Max			
5.20-10	4	64	3 1/2	132	140	508	526	280	210	1514
	6	67								
	8	69								
5.20-12	4	68	3 1/2	132	140	558	576	315	210	1663
	6	71								
	8	72								
5.60-12	4	73	4.0	145	154	572	591	365	210	1761
	6	76								
	8	77								
5.20-13	4	70	3 1/2J	132	140	582	600	335	210	1734
	6	73								
	8	75								
5.60-13	4	75	4 J	145	154	600	619	387	210	1788
	6	78								
	8	80								
5.90-13	4	78	4 J	150	159	616	636	425	210	1836
	6	81								
	8	83								
6.40-13	4	82	4 1/2J	163	173	642	664	475	210	1913
	6	85								
	8	87								
6.70-13	4	85	4 1/2K	170	180	658	681	515	210	1961
	6	89								
	8	90								
5.20-14	4	74	3 1/2J	132	140	612	630	375	210	1824
	6	77								
	8	78								
5.60-14	4	77	4 J	145	154	626	645	412	210	1865
	6	80								
	8	81								
5.90-14	4	80	4 J	150	159	642	662	450	210	1913
	6	82								
	8	84								
6.40-14	4	84	4 1/2J	163	173	666	688	500	210	1985
	6	87								
	8	89								
5.20-15	4	76	3 1/2J	132	140	634	652	400	210	1889
	6	79								
	8	80								
5.60-15	4	78	4 J	145	154	650	669	425	210	1937
	6	81								
	8	83								
5.90-15	4	81	4 J	150	159	668	688	462	210	1937
	6	84								
	8	86								
6.40-15	4	86	4 1/2J	163	173	692	714	530	210	2062
	6	89								
	8	90								
6.70-15	4	88	4 1/2K	170	180	710	733	560	210	2116
	6	91								
	8	93								

SCANDINAVIAN TIRE & RIM ORGANIZATION

N O R M - N O R M I

P 101.02



(S) Personbilsdäck
 (FIN) Henkilöautonrenkaat
 (GB) Passenger Car Tyres

Diagonal
 Diagonal
 Diagonal

Profil .95
 Poikkileikkaussuhde .95
 Aspect Ratio .95

	PR	L I							kPa	
				Norm	Max	Norm	Max			
7.10-15	4	90	5 K	180	191	724	748	600	210	2158
	6	94						670	250	
	8	95						690	280	
7.60-15	4	93	5 1/2K	193	205	742	767	650	210	2211
	6	96						710	250	
	8	99						775	280	
8.00-15	4	96	6 L	208	220	752	778	710	210	2241
	6	99						775	250	
	8	101						825	280	
8.20-15	4	99	6 L	213	226	760	787	775	210	2265
	6	102						850	250	
	8	104						900	280	
8.90-15	8	110	6 1/2	233	250	796	827	1060	280	2372

SCANDINAVIAN TIRE & RIM ORGANIZATION



N O R M - N O R M I

P 103.01



S Personbilsdäck
 FIN Henkilöautonrenkaat
 GB Passenger Car Tyres

Diagonal
 Diagonal
 Diagonal

Profil .88
 Poikkileikkaussuhde .88
 Aspect Ratio .88

◎	PR	L I	◎	◎		◎		↓	kPa	◎
				Norm	Max	Norm	Max			
5.00-12	4	64	3 1/2	128	136	532	548	280	210	1585
	6	66						300	250	
	8	68						315	280	
5.50-12	4	68	4 J	142	151	552	569	315	210	1645
	6	71						345	250	
	8	73						365	280	
6.00-12	4	74	4 1/2J	156	165	574	593	375	210	1711
	6	77						412	250	
	8	78						425	280	
5.00-13	4	66	3 1/2	128	136	558	576	300	210	1663
5.50-13	4	70	4 J	142	151	578	595	335	210	1722
	6	73						365	250	
	8	75						387	210	
6.00-13	4	76	4 1/2J	156	165	600	619	400	210	1788
	6	79						437	250	
	8	81						462	280	
6.50-13	4	81	4 1/2J	166	176	624	645	462	210	1860
	6	85						515	250	
	8	87						545	280	
7.00-13	4	85	5 J	178	189	644	666	515	210	1919
	6	88						560	250	
	8	90						600	280	
7.25-13	4	87	5 J	184	195	654	677	545	210	1949
	6	90						600	250	
	8	92						630	280	
7.50-13	4	89	5 1/2J	190	201	666	690	580	210	1985
	6	92						630	250	
	8	94						670	280	
6.00-14	4	78	4 1/2J	156	165	626	645	425	210	1865
	6	80						450	250	
	8	82						475	280	
6.50-14	4	83	4 1/2J	166	176	650	671	487	210	1937
	6	86						530	250	
	8	88						560	280	
7.00-14	4	87	5 J	178	189	668	690	545	210	1991
	6	90						600	250	
	8	91						615	280	
7.50-14	4	90	5 1/2K	190	201	688	712	600	210	2050
	6	94						670	250	
	8	95						690	280	
8.00-14	4	94	6 K	203	215	702	726	670	210	2092
	6	96						710	250	
	8	98						750	280	
8.50-14	4	96	6 K	208	220	714	739	710	210	2128
	6	99						775	250	
	8	100						800	280	
5.50-15L	4	75	4 J	142	151	630	669	387	210	1877
	6	78						425	250	
	8	80						450	280	
6.00-15L	4	80	4 1/2J	156	165	650	669	450	210	1937
	6	82						475	250	
	8	84						500	280	
6.50-15L	4	84	4 1/2J	166	176	676	716	500	210	2014
	6	87						545	250	
	8	88						560	280	
7.00-15L	4	88	5 J	178	189	694	716	560	210	2068
	6	91						615	250	
	8	93						650	280	

SCANDINAVIAN TIRE & RIM ORGANIZATION

N O R M - N O R M I

P 105.01



(S) Personbilsdäck
(FIN) Henkilöautonrenkaat
(GB) Passenger Car Tyres

Diagonal
Diagonal
Diagonal

Profil .82
Poikkileikkaussuhde .82
Aspect Ratio .82

◎	PR	L I	◎	◎		◎		↓	kPa	◎
				Norm	Max	Norm	Max			
145-10	4	65	4	147	156	496		290	210	1478
125-12	4	60	3 1/2J	127	135	514	529	250	210	1532
	6	64						280	250	
	8	65						290	280	
135-12	4	64	4 J	137	145	526	542	280	210	1567
	6	68						315	250	
	8	69						325	280	
145-12	4	70	4 J	147	156	546		335	210	1627
155-12	4	73	4 1/2J	157	166	554		365	210	1651
	6	77						412	250	
135-13	4	68	4 J	137	145	552		315	210	1645
145-13	4	72	4 J	147	156	570	587	355	210	1699
	6	75						387	250	
	8	77						412	280	
155-13	4	75	4 1/2J	157	166	582	600	387	210	1734
	6	78						425	250	
	8	81						462	280	
165-13	4	78	4 1/2J	167	177	600	619	425	210	1788
	6	82						475	250	
	8	84						500	280	
175-13	4	82	5 J	178	189	610	630	475	210	1818
	6	86						530	250	
	8	88						560	280	
185-13	4	86	5 1/2J	188	199	628	649	530	210	1871
	6	89						580	250	
	8	91						615	280	
135-14	4	70	4 J	137	145	578		335	210	1722
145-14	4	74	4 J	147	156	594		375	210	1770
155-14	4	77	4 1/2J	157	166	608	626	412	210	1812
	6	80						450	250	
	8	82						475	280	
165-14	4	81	4 1/2J	167	177	626	645	462	210	1865
	6	84						500	250	
	8	86						530	280	
175-14	4	85	5 JK	178	189	638	658	515	210	1901
	6	88						560	250	
	8	90						600	280	
185-14	4	88	5 1/2JK	188	199	654	675	560	210	1949
	6	91						615	250	
	8	93						650	280	
195-14	4	91	5 1/2JK	198	210	670	692	615	210	1997
	6	94						670	250	
	8	97						730	280	
205-14	4	94	6 JK	208	220	690	713	670	210	2056
	6	97						730	250	
	8	99						775	280	
215-14	4	97	6 JK	218	231	704	728	730	210	2098
	6	100						800	250	
	8	101						825	280	
225-14	4	99	6 1/2JK	228	242	718	743	775	210	2140
	6	102						850	250	
	8	104						900	280	

SCANDINAVIAN TIRE & RIM ORGANIZATION



Personbilsdäck
 Henkilöautonrenkaat
 Passenger Car Tyres

Diagonal
 Diagonal
 Diagonal

Profil .82
 Poikkileikkaussuhde .82
 Aspect Ratio .82

N O R M - N O R M I

P 105.02

	PR	L I							kPa	
				Norm	Max	Norm	Max			
125-15	4	66	3 1/2J	127	135	592		300	210	1764
135-15	4	71	4 J	137	145	604	620	345	210	1800
	6	74						375	250	
	8	76						400	280	
145-15	4	76	4 J	147	156	620	637	400	210	1848
	6	79						437	250	
	8	81						462	280	
155-15	4	79	4 1/2J	157	166	634	652	437	210	1889
	6	82						475	250	
	8	84						500	280	
165-15	4	83	4 1/2J	167	177	650	669	487	210	1937
	6	86						530	250	
	8	88						560	280	
175-15	4	86	5 JK	178	189	664	684	530	210	1979
	6	90						600	250	
	8	92						630	280	
185-15	4	89	5 1/2JK	188	199	678	699	580	210	2020
	6	93						650	250	
	8	94						670	280	
195-15	4	92	5 1/2JK	198	210	694	716	630	210	2068
	6	95						690	250	
	8	98						750	280	
205-15	4	95	6 JK	208	220	714	737	690	210	2128
	6	98						750	250	
	8	100						800	280	
215-15	4	98	6 JK	218	231	728	752	750	210	2169
	6	101						825	250	
	8	103						875	280	
225-15	4	100	6 1/2JK	228	242	742		800	210	2211
	6	104						900	250	
235-15	4	103	6 1/2JK	238		756		875	210	2253
	6	106						950	250	
175/82-16 (6.95-16)	4	85 P						515		

SCANDINAVIAN TIRE & RIM ORGANIZATION

N O R M - N O R M I

P 107.01



(S) Personbilsdäck
(FIN) Henkilöautonrenkaat
(GB) Passenger Car Tyres

Diagonal
Diagonal
Diagonal

Profil .77
Poikkileikkaussuhde .77
Aspect Ratio .77

◎	PR	LI	◎	◎		◎		↓	kPa	◎
				Norm	Max	Norm	Max			
5.9 -10	4	65	4 J	148	157	483	499	290	210	1439
	6	68						315	250	
	8	70						335	280	
5.3 -12	4	60	4 J	135	143	506	520	250	210	1508
	6	64						280	250	
	8	65						290	280	
5.9 -12	4	70	4 J	148	157	533	549	335	210	1588
	6	73						365	250	
	8	75						387	280	
6.2 -12	4	73	4 1/2J	159	168	547	564	365	210	1630
	6	76						400	250	
	8	78						425	280	
5.9 -13	4	72	4 J	148	157	560	576	355	210	1669
	6	75						387	250	
	8	77						412	280	
6.2 -13	4	75	4 1/2J	159	168	573	590	387	210	1708
	6	78						425	250	
	8	81						462	280	
6.5 -13	4	78	4 1/2J	166	176	586	604	425	210	1746
	6	82						475	250	
	8	84						500	280	
6.9 -13	4	82	5 J	177	187	600	619	475	210	1788
	6	86						530	250	
	8	88						560	280	
7.3 -13	4	86	5 J	184	195	614	634	530	210	1830
	6	89						580	250	
	8	91						615	280	
7.7 -13	4	89	5 1/2J	195	206	628	649	580	210	1871
	6	93						650	250	
	8	94						670	280	
6.2 -14	4	77	4 1/2J	159	168	598	615	412	210	1782
	6	80						450	250	
	8	82						475	280	
6.9 -14	4	85	5 J	177	187	625	644	515	210	1863
	6	88						560	250	
	8	90						600	280	
7.3 -14	4	88	5 J	184	195	639	659	560	210	1904
	6	91						615	250	
	8	93						650	280	
6.2 -15	4	79	4 1/2J	159	168	623	640	437	210	1857
	6	82						475	250	
	8	84						500	280	
6.9 -15	4	86	5 J	177	187	651	670	530	210	1940
	6	90						600	250	
	8	92						630	280	
7.3 -15	4	89	5 J	184	195	664	684	580	210	1979
	6	93						650	250	
	8	94						670	280	

SCANDINAVIAN TIRE & RIM ORGANIZATION



N O R M - N O R M I

P 311.01



Belastningar för amerikanska däck i Europa
Amerikkalaisten renkaiden kantavuus Euroopassa
Load Capacities for American Tyres in Europe

Alfanumeriska
Alfanumeeriset
Alpha-numeric

Dimension
Koko
Tyre Size

LR

Max belastn/tryck
Suurin kant/Paine
Max load capacity/pressure

A, AR B 445 225
 C 480 255
 D 515 280

B, BR B 485 225
 C 525 255
 D 560 280

C, CR B 520 225
 C 560 255
 D 600 280

D, DR B 555 225
 C 600 255
 D 640 280

E, ER B 590 225
 C 635 255
 D 675 280

F, FR B 635 225
 C 680 255
 D 730 280

G, GR B 680 225
 C 735 255
 D 785 280

H, HR B 750 225
 C 805 255
 D 860 280

J, JR B 780 225
 C 845 255
 D 900 280

K, KR B 805 225
 C 865 255
 D 920 280

L, LR B 830 225
 C 895 255
 D 955 280

M, MR B 880 225
 C 950 255
 D 1015 280

N, NR B 930 225
 C 1005 255
 D 1070 280

(S) För samtliga typer av USA-däck som är försedda med både ECE eller EEC Speed- och Loadindex gäller indexens värden.

(FIN) Kaikille USA-renkaille kantavuuksille jotka ovat varustetut sekä ECE:n tai EEC:n nopeus, että LI-tunnuksella, on voimassa ko. tunnukset.

(GB) All types of USA tyres which are marked with both ECE or EEC Speed and Load Index, the Index values is valid.







SCANDINAVIAN TIRE & RIM ORGANIZATION

NORM - NORMI

P 314.01



(S) Personbilsdäck USA Radial Profil .78 Alfa num. dim.
(FIN) Henkilöautonrenkaat USA Vyörakenne Poikkileikkaussuhde .78 Alfa numeeriset koot
(GB) Passenger Car Tyres USA Radial Aspect Ratio .78 Alpha-numeric

	LR							kPa	
			Norm	Max	Norm	Max			
AR78-13	B	4 1/2	165	182	593	614	445	225	1809
BR78-13	B	4 1/2	171	189	606	629	485	225	1848
CR78-13	B	5	181	200	617	641	520	225	1881
DR78-13	B	5	186	206	628	653	555	225	1915
ER78-13	B	5 1/2	196	217	639	664	590	225	1949
AR78-14	B	4 1/2	162	179	609	630	445	225	1858
BR78-14	B	4 1/2	167	185	623	645	485	225	1900
CR78-14	B	5	177	196	635	658	520	225	1937
DR78-14	B	5	182	202	645	669	555	225	1967
ER78-14	B	5	187	207	655	680	590	225	1998
FR78-14	B	5 1/2	199	220	668	693	635	225	2037
GR78-14	B	6	210	232	682	709	680	225	2080
HR78-14	B	6	218	241	700	728	750	225	2135
AR78-15	B	4 1/2	158	175	627	648	445	225	1912
BR78-15	B	4 1/2	163	181	641	662	485	225	1955
CR78-15	B	5	173	192	652	675	520	225	1989
DR78-15	B	5	179	198	662	686	555	225	2019
ER78-15	B	5 1/2	189	209	672	696	590	225	2050
FR78-15	B	5 1/2	195	216	684	709	635	225	2086
GR78-15	B	6	207	228	699	725	680	225	2132
HR78-15	B	6	214	237	715	743	750	225	2181
JR78-15	B	6 1/2	223	246	725	754	780	225	2211
LR78-15	B	6 1/2	228	252	738	768	830	225	2250
MR78-15	B	6 1/2	233	257	751	781	880	225	2291
NR78-15	B	7	246	271	759	791	930	225	2315
<p> (S) Belastningar LR C + D - se STRO P 311.01 (FIN) Kantavuus LR C + D - katso STRO P 311.01 (GB) Load capacities LR C + D - see STRO P 311.01 </p>									

SCANDINAVIAN TIRE & RIM ORGANIZATION

N O R M - N O R M I

P 316.01



(S) Personbilsdäck	USA	Radial	Profil .70	Alfanum. dim.
(FIN) Henkilöautonrenkaat	USA	Vyörakenne	Poikkileikkaussuhde .70	Alfanumeeriset koot
(GB) Passenger Car Tyres	USA	Radial	Aspect Ratio .70	Alpha-numeric

	L R							kPa	
			Norm	Max	Norm	Max			
AR70-13	B	5	181	200	589	611	445	225	1797
BR70-13	B	5 1/2	193	213	604	626	485	225	1842
CR70-13	B	5 1/2	199	220	613	637	520	225	1870
DR70-13	B	5 1/2	204	225	624	649	555	225	1903
CR70-14	B	5 1/2	194	214	632	655	520	225	1928
DR70-14	B	5 1/2	200	221	641	664	555	225	1955
ER70-14	B	5 1/2	205	227	652	676	590	225	1989
FR70-14	B	6	217	239	664	690	635	225	2025
GR70-14	B	6	224	248	677	703	680	225	2065
HR70-14	B	6 1/2	238	263	694	722	750	225	2117
JR70-14	B	6 1/2	242	267	704	733	780	225	2147
LR70-14	B	6 1/2	248	274	717	747	830	225	2187
BR70-15	B	5	180	199	638	660	485	225	1946
CR70-15	B	5 1/2	190	210	649	672	520	225	1980
DR70-15	B	5 1/2	196	217	658	682	555	225	2007
ER70-15	B	5 1/2	201	223	668	692	590	225	2037
FR70-15	B	6	213	235	681	706	635	225	2077
GR70-15	B	6	219	242	695	722	630	225	2120
HR70-15	B	6 1/2	233	267	712	739	750	225	2172
JR70-15	B	6 1/2	238	263	719	747	780	225	2193
KR70-15	B	6 1/2	241	266	724	753	805	225	2208
LR70-15	B	6 1/2	245	270	732	761	830	225	2233
MR70-15	B	7	257	284	742	772	880	225	2263
<p>(S) Belastningar LR C + D - se STRO P 311.01</p> <p>(FIN) Kantavuus LR C + D - katso STRO P 311.01</p> <p>(GB) Load capacities LR C + D - see STRO P 311.01</p>									

SCANDINAVIAN TIRE & RIM ORGANIZATION



N O R M - N O R M I

P 318.01

(S) Personbilsdäck	USA Radial	Profil .60	Alfanum. dim.
(FIN) Henkilöautonrenkaat	USA Vyörakenne	Poikkileikkaussuhde .60	Alfanumeeriset koot
(GB) Passenger Car Tyres	USA Radial	Aspect Ratio .60	Alpha-numeric

	L R							kPa	
			Norm	Max	Norm	Max			
AR60-13	B	5 1/2	199	220	570	591	445	225	1739
BR60-13	B	6	212	234	583	604	485	225	1778
ER60-13	B	6 1/2	234	259	613	637	590	225	1870
AR60-14	B	5 1/2	195	216	588	607	445	225	1793
ER60-14	B	6 1/2	231	254	629	653	590	225	1919
FR60-14	B	6 1/2	237	262	642	666	635	225	1958
GR60-14	B	7	250	276	655	680	680	225	1998
HR60-14	B	7	260	286	670	696	750	225	2044
JR60-14	B	7	265	293	678	704	780	225	2068
LR60-14	B	8	281	311	691	719	830	225	2108
ER60-15	B	6	220	243	648	670	590	225	1976
FR60-15	B	6 1/2	233	257	658	682	635	225	2007
HR60-15	B	7	255	281	687	713	750	225	2095
JR60-15	B	7	260	287	695	722	780	225	2118
LR60-15	B	7	266	294	707	734	830	225	2156
<p>(S) Belastningar LR C + D - se STRO P 311.01</p> <p>(FIN) Kantavuus LR C + D - katso STRO P 311.01</p> <p>(GB) Load capacities LR C + D - see STRO P 311.01</p>									







SCANDINAVIAN TIRE & RIM ORGANIZATION

N O R M - N O R M I

P 319.01



(S) Personbilsdäck USA Diagonal Radial Profil .50 Alfnum. dim.
(FIN) Henkilöautonrenkaat USA Ristikudos Vyörakenne Poikkileikkaussuhde Alfanumeeriset koot
(GB) Passenger Car Tyres USA Diagonal Radial Aspect Ratio .50 Alpha-numeric

	LR							kPa	
			Norm	Max	Norm	Max			
Diagonal - Ristikudos									
B50-13	B	6 1/2	232	256	560	579	485	225	1669
C50-13	B	6 1/2	238	263	570	590	520	225	1697
D50-13	B	7	250	276	580	600	555	225	1728
F50-14	B	7	259	285	617	639	635	225	1904
G50-14	B	8	278	306	628	651	680	225	1871
H50-14	B	8	288	318	644	667	750	225	1919
M50-14	B	9	318	350	672	698	880	225	2003
N50-14	B	9	326	360	681	708	930	225	2029
B50-15	B	6	217	239	598	616	485	225	1782
E50-15	B	6 1/2	241	265	625	645	590	225	1863
G50-15	B	7	262	290	646	668	680	225	1925
H50-15	B	8	283	312	661	685	750	225	1970
L50-15	B	8	295	326	679	704	830	225	2098
N50-15	B	9	321	354	698	724	930	225	2080
Radial - Vyörakenne									
BR50-13	B	6 1/2	232	256	560	579	485	225	1708
CR50-13	B	6 1/2	238	263	570	590	520	225	1739
GR50-14	B	8	278	306	628	651	680	225	1915
JR50-14	B	8	294	324	650	674	780	225	1983
GR50-15	B	7	262	290	646	668	680	225	1970
HR50-15	B	8	283	312	661	685	750	225	2016
JR50-15	B	8	288	318	669	693	780	225	2040
LR50-15	B	8	295	326	679	704	830	225	2071
<p> (S) Belastningar LR C + D - se STRO P 311.01 (FIN) Kantavuus LR C + D - katso STRO P 311.01 (GB) Load capacities LR C + D - see STRO P 311.01 </p>									







SCANDINAVIAN TIRE & RIM ORGANIZATION

N O R M - N O R M I

P 313.01



(S) Personbilsdäck USA Diagonal Profil .78-.84 Alfanum. dim.
(FIN) Henkilöautonrenkaat USA Diagonal Poikkileikkaussuhde .78-.84 Alfanumeeriset koot
(GB) Passenger Car Tyres USA Diagonal Aspect Ratio .78-.84 Alpha-numeric

	LR							kPa	
			Norm	Max	Norm	Max			
A78-13	B	4 1/2	167	185	595	618	445	225	1773
B78-13	B	5	179	197	609	632	485	225	1815
C78-13	B	5	184	203	621	645	520	225	1851
D78-13	B	5 1/2	195	216	630	655	555	225	1877
A78-14	B	4 1/2	163	181	613	635	445	225	1827
B78-14	B	4 1/2	168	186	627	650	485	225	1868
C78-14	B	5	179	198	641	664	520	225	1910
D78-14	B	5	186	206	647	671	555	225	1928
E78-14	B	5 1/2	194	214	660	685	590	225	1967
F78-14	B	5 1/2	200	221	673	699	635	225	2006
G78-14	B	6	212	234	687	714	680	225	2047
H78-14	B	6	220	243	705	733	750	225	2101
J78-14	B	6	223	246	716	746	780	225	2134
A78-15	B	4 1/2	161	178	629	650	445	225	1874
B78-15	B	4 1/2	166	184	644	666	485	225	1919
C78-15	B	5	176	195	655	678	520	225	1952
D78-15	B	5	181	200	666	690	555	225	1985
E78-15	B	5	186	206	676	701	590	225	2014
F78-15	B	5 1/2	195	216	691	717	635	225	2059
G78-15	B	5 1/2	204	225	703	729	680	225	2095
H78-15	B	6	217	239	720	748	750	225	2146
J78-15	B	6	220	243	729	758	780	225	2172
L78-15	B	6	224	248	744	774	830	225	2217
M78-15	B	6 1/2	237	262	753	784	880	225	2244
N78-15	B	7	248	274	766	797	930	225	2283
L84-15	B	6	219	242	752	783	830	225	2241
<p> (S) Belastningar LR C + D - se STRO P 311.01 (FIN) Kantavuus LR C + D - katso STRO P 311.01 (GB) Load capacities LR C + D - see STRO P 311.01 </p>									

SCANDINAVIAN TIRE & RIM ORGANIZATION

N O R M - N O R M I

P 315.01



(S) Personbilsdäck
(FIN) Henkilöautonrenkaat
(GB) Passenger Car Tyres

USA Diagonal Profil .70
USA Diagonal Poikkileikkaussuhde .70
USA Diagonal Aspect Ratio .70

Alfanum. dim.
Alfanumeeriset koot
Alpha-numeric

	LR							kPa	
			Norm	Max	Norm	Max			
A70-13	B	5	180	199	591	613	445	225	1761
B70-13	B	5	186	206	605	628	485	225	1803
C70-13	B	5 1/2	198	218	615	639	520	225	1833
D70-13	B	5 1/2	203	224	627	652	555	225	1868
C70-14	B	5	189	209	632	655	520	225	1883
D70-14	B	5 1/2	199	220	643	667	555	225	1916
E70-14	B	5 1/2	204	225	654	679	590	225	1949
F70-14	B	5 1/2	210	232	666	692	635	225	1985
G70-14	B	6	222	245	681	708	680	225	2029
H70-14	B	6	231	255	698	726	750	225	2080
J70-14	B	6 1/2	241	266	706	734	780	225	2104
L70-14	B	6 1/2	247	273	719	749	830	225	2143
A70-15	B	4 1/2	167	185	626	647	445	225	1865
C70-15	B	5 1/2	190	210	649	672	520	225	1934
D70-15	B	5 1/2	195	216	660	684	555	225	1967
E70-15	B	6	205	227	670	694	590	225	1997
F70-15	B	6	212	234	683	708	635	225	2035
G70-15	B	6	218	241	697	723	680	225	2077
H70-15	B	6	227	251	713	741	750	225	2125
J70-15	B	6 1/2	237	262	722	750	780	225	2152
K70-15	B	6 1/2	238	263	728	757	805	225	2169
L70-15	B	6 1/2	243	269	734	763	830	225	2187
<p>(S) Belastningar LR C + D - se STRO P 311.01</p> <p>(FIN) Kantavuus LR C + D - katso STRO P 311.01</p> <p>(GB) Load capacities LR C + D - see STRO P 311.01</p>									

SCANDINAVIAN TIRE & RIM ORGANIZATION

N O R M - N O R M I







P 317.01



(S) Personbilsdäck
(FIN) Henkilöautonrenkaat
(GB) Passenger Car Tyres

USA Diagonal Profil .60
USA Diagonal Poikkileikkaussuhde .60
USA Diagonal Aspect Ratio .60

Alfanum. dim.
Alfanumeeriset koot
Alpha-numeric

	LR							kPa	
			Norm	Max	Norm	Max			
A60-13	B	5 1/2	199	219	570	591	445	225	1697
B60-13	B	6	212	234	583	604	485	225	1737
C60-13	B	6	218	241	593	615	520	225	1767
D60-13	B	6 1/2	229	253	602	625	555	225	1794
B60-14	B	5 1/2	203	224	599	619	485	225	1785
C60-14	B	6	215	237	610	630	520	225	1785
D60-14	B	6	219	242	620	643	555	225	1847
E60-14	B	6 1/2	231	255	629	652	590	225	1874
F60-14	B	7	242	267	642	665	635	225	1913
G60-14	B	7	250	276	655	680	680	225	1952
H60-14	B	7	260	287	670	696	750	225	1967
J60-14	B	7	265	293	678	704	780	225	2020
L60-14	B	8	281	311	690	718	830	225	2056
B60-15	B	5 1/2	198	218	619	639	485	225	1845
C60-15	B	6	209	231	628	649	520	225	1871
E60-15	B	6	220	243	647	669	590	225	1928
F60-15	B	6 1/2	233	257	658	682	635	225	1961
G60-15	B	7	246	271	671	695	680	225	2000
H60-15	B	7	255	281	687	713	750	225	2047
J60-15	B	7	260	287	695	722	780	225	2071
L60-15	B	7	266	294	707	734	830	225	2107
<p>(S) Belastningar LR C + D - se STRO P 311.01</p> <p>(FIN) Kantavuus LR C + D - katso STRO P 311.01</p> <p>(GB) Load capacities LR C + D - see STRO P 311.01</p>									

SCANDINAVIAN TIRE & RIM ORGANIZATION



N O R M - N O R M I

P 312.01

(S) Personbilsdäck
(FIN) Henkilöautonrenkaat
(GB) Passenger Car Tyres

USA Diagonal
USA Diagonal
USA Diagonal

Profil .83
Poikkileikkaussuhde .83
Aspect Ratio .83

	LR							kPa	
			Norm	Max	Norm	Max			
6.45-14	B	4 1/2J	167		625		475	225	1863
	D						545	280	
6.95-14	B	5 J	178		642		520	225	1913
	D						595	280	
7.35-14	B	5 J	185		658		575	225	1961
	C						620	255	
	D						660	280	
7.75-14	B	5 1/2J	197		678		630	225	2020
	C						680	255	
	D						725	280	
8.25-14	B	6 J	208		693		680	225	2065
	D						785	280	
8.55-14	B	6 J	216		710		745	225	2116
	D						860	280	
8.85-14	B	6 1/2J	227		718		785	225	2140
	D						905	280	
9.00-14	B	6 1/2K	223		728		785	210	
	D						905	280	
9.50-14	B	6 1/2K	229		743		840	210	
	D						970	280	
6.85-15	B	5 J	175		658		520	225	1961
	D						600	280	
7.35-15	B	5 1/2J	190		678		585	225	2020
	C						630	255	
	D						670	280	
7.75-15	B	5 1/2J	195		691		630	225	2059
	C						675	255	
	D						725	280	
8.15-15	B	6 J	207		704		675	225	2098
	C						730	255	
	D						780	280	
8.25-15	B	6 J	208		704		680	225	2098
	D						785	280	
8.45-15	B	6 J	212		722		735	225	2152
	C						790	255	
	D						845	280	
8.55-15	B	6 J	215		724		745	225	2158
	C						805	255	
	D						860	280	
8.85-15	B	6 1/2J	224		734		785	225	2187
	C						845	255	
	D						900	280	
9.00-15	B	6 J	216		744		800	225	2217
	D						920	280	
9.15-15	B	6 1/2J	230		744		830	225	2217
	D						955	280	

SCANDINAVIAN TIRE & RIM ORGANIZATION



N O R M - N O R M I

P 951.01

- (S)** Fälgar för USA-däck
- (FIN)** USA-renkaiden vanteet
- (GB)** Rims for USA Tyres

Dimension
Koko
Tyre Size

Godkända fälgar
Hyväksytyt vanteet
Approved Rims

A, AR78-13	4 1/2JJ, 4JJ, 5JJ, 5 1/2JJ, 6JJ
B78-13	5JJ, 4JJ, 4 1/2JJ, 5 1/2JJ, 6JJ, 6 1/2JJ
BR78-13	4 1/2JJ, 4JJ, 5JJ, 5 1/2JJ, 6JJ
C, CR78-13	5JJ, 4 1/2JJ, 5 1/2JJ, 6JJ, 6 1/2JJ
DR78-13	5 1/2JJ, 5JJ, 6JJ, 6 1/2JJ, 7JJ
DR78-13	5JJ, 5 1/2JJ, 6JJ, 6 1/2JJ, 7JJ
ER78-13	5 1/2JJ, 5JJ, 6JJ, 6 1/2JJ, 7JJ
A78-14	4 1/2JJ, 5JJ, 5 1/2JJ, 6JJ
AR78-14	4 1/2JJ, 4JJ, 5JJ, 5 1/2JJ
B78-14	4 1/2JJ, 4 1/2K, 5JJ, 5K, 5 1/2JJ, 6JJ
BR78-14	4 1/2JJ, 5JJ, 5 1/2JJ, 6JJ
C78-14	5JJ, 4 1/2JJ, 5K, 5 1/2JJ, 6JJ, 6 1/2JJ
CR78-14	5JJ, 4 1/2JJ, 5 1/2JJ, 6JJ
D78-14	5JJ, 4 1/2JJ, 5K, 5 1/2JJ, 6JJ, 6 1/2JJ
DR78-14	5JJ, 4 1/2JJ, 5 1/2JJ, 6JJ, 6 1/2JJ
E78-14	5 1/2JJ, 4 1/2JJ, 5JJ, 5K, 5 1/2K, 6JJ, 6 1/2JJ, 7JJ
ER78-14	5JJ, 5 1/2JJ, 6JJ, 6 1/2JJ, 7JJ
F78-14	5 1/2JJ, 5JJ, 5K, 5 1/2K, 6JJ, 6K, 6 1/2JJ, 7JJ
FR78-14	5 1/2JJ, 5JJ, 6JJ, 6 1/2JJ, 7JJ
G78-14	6JJ, 5JJ, 5 1/2JJ, 5 1/2K, 6K, 6 1/2JJ, 7JJ
GR78-14	6JJ, 5 1/2JJ, 6 1/2JJ, 7JJ
H78-14	6JJ, 5 1/2JJ, 6K, 6 1/2JJ, 6 1/2K, 7JJ, 8JJ
HR78-14	6JJ, 5 1/2JJ, 6 1/2JJ, 7JJ, 8JJ
J78-14	6JJ, 6K, 6 1/2JJ, 7JJ, 8JJ
JR78-14	6 1/2JJ, 6JJ, 7JJ, 8JJ

- (S)** JJ-fälg kan ersättas av J- eller JK-fälg
- (FIN)** JJ-vanne voidaan korvata J- tai JK-vanteella
- (GB)** Where JJ flange is specified, J or JK can also be used

SCANDINAVIAN TIRE & RIM ORGANIZATION



N O R M - N O R M I

P 951.02

- (S)** Fälgar för USA-däck
- (FIN)** USA-renkaiden vanteet
- (GB)** Rims for USA Tyres

Dimension Koko Tyre Size	Godkända fälgar Hyväksytyt vanteet Approved Rims
A70-15	4 1/2JJ, 5JJ, 5 1/2JJ, 6JJ
BR70-15	4 JJ, 4 1/2JJ, 5JJ, 5 1/2JJ, 6JJ, 6 1/2JJ
C, CR70-15	5 1/2JJ, 5JJ, 6JJ, 6 1/2JJ
D, DR70-15	5 1/2JJ, 5JJ, 6JJ, 6 1/2JJ, 7JJ
E70-15	6JJ, 5JJ, 5 1/2JJ, 6 1/2JJ, 7JJ, 8JJ
ER70-15	5 1/2JJ, 5JJ, 6JJ, 6 1/2JJ, 7JJ
F70-15	6JJ, 5 1/2JJ, 6 1/2JJ, 7JJ, 8JJ
FR70-15	6JJ, 5 1/2JJ, 6 1/2JJ, 7JJ
G, GR70-15	6JJ, 5 1/2JJ, 6 1/2JJ, 7JJ, 8JJ
H70-15	6JJ, 6 1/2JJ, 7JJ, 8JJ
HR70-15	6 1/2JJ, 6JJ, 7JJ, 8JJ
J, JR70-15	6 1/2JJ, 6JJ, 7JJ, 8JJ
K, KR70-15	6 1/2JJ, 6JJ, 7JJ, 8JJ
L70-15	6 1/2JJ, 7JJ, 8JJ, 9JJ
LR70-15	6 1/2JJ, 6JJ, 7JJ, 8JJ, 9JJ
MR70-15	7JJ, 6JJ, 6 1/2JJ, 8JJ, 9JJ
A, AR60-13	5 1/2JJ, 5JJ, 6JJ, 6 1/2JJ, 7JJ
B, BR60-13	6JJ, 5 1/2JJ, 6 1/2JJ, 7JJ
C60-13	6JJ, 5 1/2JJ, 6 1/2JJ, 7JJ, 8JJ
D60-13	6 1/2JJ, 6JJ, 7JJ, 8JJ
ER60-13	6 1/2JJ, 6JJ, 7JJ, 8JJ
AR60-14	5 1/2JJ, 5JJ, 6JJ, 7JJ
B60-14	5 1/2JJ, 6JJ, 6 1/2JJ, 7JJ
D60-14	6JJ, 5 1/2JJ, 6 1/2JJ, 7JJ, 8JJ
E60-14	6 1/2JJ, 6JJ, 7JJ, 8JJ
F60-14	7JJ, 6JJ, 6 1/2JJ, 8JJ
FR60-14	6 1/2JJ, 6JJ, 7JJ, 8JJ
G, GR60-14	7JJ, 6 1/2JJ, 8JJ, 9JJ
H60-14	7JJ, 6 1/2JJ, 8JJ, 9JJ
J, JR60-14	7JJ, 8JJ, 9JJ
L, LR60-14	8JJ, 7JJ, 9JJ, 10JJ
B60-15	5 1/2JJ, 5JJ, 6JJ, 6 1/2JJ, 7JJ
C60-15	6JJ, 5 1/2JJ, 6 1/2JJ, 7JJ, 7K
E, ER60-15	6JJ, 5 1/2JJ, 6 1/2JJ, 7JJ, 8JJ
F, FR60-15	6 1/2JJ, 6JJ, 7JJ, 8JJ
G60-15	7JJ, 6JJ, 6 1/2JJ, 8JJ, 9JJ
GR60-15	6 1/2JJ, 6JJ, 7JJ, 8JJ, 9JJ
H60-15	7JJ, 6 1/2JJ, 8JJ, 8K, 9JJ
HR60-15	7JJ, 6 1/2JJ, 8JJ, 9JJ
J, JR60-15	7JJ, 6 1/2JJ, 8JJ, 9JJ
L, LR60-15	7JJ, 8JJ, 9JJ, 10JJ

- (S)** JJ-fälg kan ersättas av J- eller JK-fälg
- (FIN)** JJ-vanne voidaan korvata J- tai JK-vanteella
- (GB)** Where JJ flange is specified, J or JK can also be used

SCANDINAVIAN TIRE & RIM ORGANIZATION



N O R M - N O R M I

P 951.03

- (S)** Fälgar för USA-däck
- (FIN)** USA-renkaiden vanteet
- (GB)** Rims for USA Tyres

Dimension Koko Tyre Size	Godkända fälgar Hyväksytyt vanteet Approved Rims
A, AR78-15	4 1/2JJ, 4JJ, 5JJ, 5 1/2JJ
B, BR78-15	4 1/2JJ, 5JJ, 5 1/2JJ, 6JJ
C78-15	5JJ, 4 1/2JJ, 4 1/2K, 5K, 5 1/2JJ, 5 1/2K, 6JJ
CR78-15	5JJ, 4 1/2JJ, 5 1/2JJ, 5 1/2K, 6JJ
D78-15	5JJ, 4 1/2JJ, 5K, 5 1/2JJ, 6JJ, 6 1/2JJ
DR78-15	5JJ, 4 1/2JJ, 5 1/2JJ, 6JJ, 6 1/2JJ
E78-15	5JJ, 4 1/2JJ, 4 1/2K, 5K, 5 1/2JJ, 5 1/2K, 6JJ, 6 1/2JJ
ER78-15	5 1/2JJ, 5JJ, 6JJ, 6 1/2JJ
F78-15	5 1/2JJ, 4 1/2JJ, 4 1/2K, 5JJ, 5K, 5 1/2K, 6JJ, 6 1/2JJ, 7JJ
FR78-15	5 1/2JJ, 5JJ, 5 1/2K, 6JJ, 6 1/2JJ, 7JJ
G78-15	5 1/2JJ, 5JJ, 5K, 5 1/2K, 6JJ, 6K, 6L, 6 1/2JJ, 7JJ
GR78-15	6JJ, 5JJ, 5 1/2JJ, 6 1/2JJ, 7JJ
H78-15	6JJ, 5 1/2JJ, 5 1/2K, 6K, 6L, 6 1/2JJ, 7JJ
HR78-15	6JJ, 5 1/2JJ, 5 1/2K, 6 1/2JJ, 7JJ
J78-15	6JJ, 5 1/2JJ, 6K, 6L, 6 1/2JJ, 7JJ, 8JJ
JR78-15	6 1/2JJ, 5 1/2JJ, 5 1/2K, 6JJ, 7JJ, 8JJ
L78-15	6JJ, 5 1/2JJ, 5 1/2K, 6K, 6L, 6 1/2JJ, 7JJ, 8JJ
LR78-15	6 1/2JJ, 6JJ, 7JJ, 8JJ
M, MR78-15	6 1/2JJ, 6JJ, 7JJ, 8JJ
N78-15	7JJ, 6JJ, 6 1/2JJ, 8JJ, 9JJ
NR78-15	7JJ, 6JJ, 6 1/2JJ, 8JJ
L84-15	6JJ, 5 1/2JJ, 6 1/2JJ, 7JJ, 8JJ
A, AR70-13	5JJ, 4 1/2JJ, 5 1/2JJ, 6JJ, 6 1/2JJ
B70-13	5JJ, 5 1/2JJ, 6JJ, 6 1/2JJ
BR70-13	5 1/2JJ, 5JJ, 6JJ, 6 1/2JJ, 7JJ
C, CR70-13	5 1/2JJ, 5JJ, 6JJ, 6 1/2JJ, 7JJ
D, DR70-13	5 1/2JJ, 6JJ, 6 1/2JJ, 7JJ
C70-14	5JJ, 5 1/2JJ, 6JJ, 6 1/2JJ, 7JJ
CR70-14	5 1/2JJ, 5JJ, 6JJ, 6 1/2JJ, 7JJ
D, DR70-14	5 1/2JJ, 5JJ, 6JJ, 6 1/2JJ, 7JJ
E70-14	5 1/2JJ, 5JJ, 6JJ, 6 1/2JJ, 7JJ
ER70-14	5 1/2JJ, 6JJ, 6 1/2JJ, 7JJ
F70-14	5 1/2JJ, 6JJ, 6 1/2JJ, 7JJ, 8JJ
FR70-14	6JJ, 5 1/2JJ, 6 1/2JJ, 7JJ
G, GR70-14	6JJ, 6 1/2JJ, 7JJ, 8JJ
H70-14	6JJ, 6 1/2JJ, 7JJ, 8JJ
HR70-14	6 1/2JJ, 6JJ, 7JJ, 8JJ
J70-14	6 1/2JJ, 6JJ, 6 1/2JJ, 7JJ, 8JJ
JR70-14	6 1/2JJ, 7JJ, 8JJ, 9JJ
L, LR70-14	6 1/2JJ, 7JJ, 8JJ, 9JJ

- (S)** JJ-fälg kan ersättas av J- eller JK-fälg
- (FIN)** JJ-vanne voidaan korvata J- tai JK-vanteella
- (GB)** Where JJ flange is specified, J or JK can also be used

SCANDINAVIAN TIRE & RIM ORGANIZATION



N O R M - N O R M I

P 951.04

- S** Fälgar för USA-däck
- FIN** USA-renkaiden vanteet
- GB** Rims for USA Tyres

Dimension Koko Tyre Size	Godkända fälgar Hyväksytyt vanteet Approved Rims
B, BR50-13	6 1/2JJ , 6JJ, 7JJ, 8JJ
C, CR50-13	6 1/2JJ , 6JJ, 7JJ, 8JJ
D50-13	7JJ , 6 1/2JJ, 8JJ, 9JJ
F50-14	7JJ , 6 1/2JJ, 8JJ, 9JJ
G, GR50-14	8JJ , 7JJ, 9JJ, 10JJ
H50-14	8JJ , 9JJ, 10JJ
JR50-14	8JJ , 9JJ, 10JJ
M50-14	9JJ , 8JJ, 10JJ, 11JJ
N50-14	9JJ , 10JJ, 11JJ, 12JJ
B50-15	6JJ , 5 1/2JJ, 6 1/2JJ, 7JJ
E50-15	6 1/2JJ , 6JJ, 7JJ, 8JJ
G, GR50-15	7JJ , 8JJ, 9JJ
H, HR50-15	8JJ , 7JJ, 9JJ, 10JJ
JR50-15	8JJ , 9JJ, 10JJ
L, LR50-15	8JJ , 9JJ, 10JJ
N50-15	9JJ , 8JJ, 10JJ, 11JJ

- S** JJ-fälg kan ersättas av J- eller JK-fälg
- FIN** JJ-vanne voidaan korvata J-tai JK-vanteella
- GB** Where JJ flange is specified, J or JK can also be used

SCANDINAVIAN TIRE & RIM ORGANIZATION



N O R M - N O R M I

P 950.09 A

(S) Dimension
(FIN) Koko
(GB) Tyre Size

Godkända fälgar
Hyväksytyt vanteet
Approved Rims

'95' SUPER BALLOON SERIES - DIAGONAL

5.20-10	3.50B, 3.50D, 3 1/2J, 4.00B, 4.00C, 4J, 4.50B, 4.50C, 4 1/2J, 5.00C
5.20-12	3.00D, 3.50B, 3 1/2J, 4.00B, 4.00C, 4J, 4.50B, 4.50C, 4 1/2J
5.20-13	3.50D, 3 1/2J, 4.00C, 4J, 4.50C, 4 1/2J, 4 1/2K
5.20-14	3.00D, 3.50D, 3 1/2J, 4.00C, 4J, 4.50C, 4 1/2J
5.20-15	3.00D, 3.50D, 3 1/2J, 4.00E, 4J, 4 1/2J, 4 1/2K
5.60-12	3.50B, 3 1/2J, 4.00B, 4.00C, 4J, 4.50C, 4 1/2J
5.60-13	3.50D, 3 1/2J, 4.00E, 4J, 4.50E, 4 1/2J, 4 1/2K
5.60-14	3.00D, 3.50D, 3 1/2J, 4.00C, 4J, 4.50C, 4 1/2J
5.60-15	3.50D, 3 1/2J, 4.00E, 4J, 4.50E, 4 1/2J, 4 1/2K, 5J, 5K
5.90-13	3.50D, 3 1/2J, 4.00E, 4J, 4.50E, 4 1/2J, 4 1/2K, 5 1/2J
5.90-14	3.50D, 3 1/2J, 4.00E, 4J, 4.50E, 4 1/2J, 4 1/2K, 5J
5.90-15	3.50D, 4.00E, 4J, 4.50E, 4 1/2J, 4 1/2K
6.40-13	4.00E, 4J, 4.50E, 4 1/2J, 4 1/2K, 5J, 5K, 5 1/2J, 5 1/2K
6.40-14	4.00E, 4J, 4.50E, 4 1/2J, 4 1/2K, 5J, 5K
6.40-15	4J, 4.50E, 4 1/2J, 4 1/2K, 5.00E, 5.00F, 5J, 5K, 5 1/2J, 5 1/2K
6.70-13	4.50E, 4 1/2J, 4 1/2K, 5J, 5K, 5 1/2J, 5 1/2K
6.70-15	4.50E, 4 1/2J, 4 1/2K, 5.00F, 5J, 5K, 5 1/2J, 5 1/2K
7.10-15	4 1/2J, 4 1/2K, 5.00F, 5J, 5K, 5.50F, 5 1/2K, 6L
7.60-15	5J, 5K, 5.50F, 5 1/2K, 6K, 6L
8.00-15	5 1/2K, 6J, 6L, 6 1/2J, 6 1/2K, 6 1/2L
8.20-15	5 1/2K, 6J, 6L, 6 1/2J, 6 1/2K, 6 1/2L

'88' LOW SECTION SERIES - DIAGONAL

5.00-12	3.50B, 3 1/2J, 4.00B, 4.00C, 4J, 4.50B, 4.50C, 4 1/2J
5.00-13	3.50B, 3.50D, 3 1/2J, 4J, 4 1/2J
5.50-12	3.50B, 3 1/2J, 4.00B, 4.00C, 4J, 4.50B, 4.50C, 4 1/2J
5.50-13	3.50D, 3 1/2J, 4J, 4 1/2J, 4 1/2K, 5J
5.50-15L	3 1/2J, 4J, 4 1/2J, 4 1/2K
6.00-12	4.00B, 4J, 4.50B, 4.50C, 4 1/2J, 5.00C, 5J
6.00-13	4.00C, 4J, 4.50C, 4 1/2J, 4 1/2K, 5J, 5 1/2J
6.00-14	4.00C, 4J, 4.50C, 4 1/2J, 5J, 5 1/2J
6.00-15L	4J, 4 1/2J, 4 1/2K, 5J
6.50-13	4J, 4 1/2J, 4 1/2K, 5J, 5K, 5 1/2J, 5 1/2K
6.50-14	4J, 4 1/2J, 4 1/2K, 5J, 5K, 5 1/2J, 5 1/2K
6.50-15L	4J, 4 1/2J, 4 1/2K, 5J
7.00-13	4 1/2J, 4 1/2K, 5J, 5K, 5 1/2J, 5 1/2K, 6K
7.00-14	4 1/2J, 5J, 5K, 5 1/2J, 5 1/2K, 6J
7.00-15L	4 1/2J, 4 1/2K, 5J, 5K, 5.50F, 5 1/2K, 6J
7.25-13	4 1/2J, 4 1/2K, 5J, 5K, 5 1/2J, 5 1/2K, 6J, 6K
7.50-13	5J, 5K, 5 1/2J, 5 1/2K, 6J, 6K
7.50-14	5J, 5K, 5 1/2J, 5 1/2K, 6J, 6K
8.00-14	5J, 5K, 5 1/2J, 5 1/2K, 6J, 6K, 6L, 6 1/2K
8.50-14	5K, 5 1/2J, 5 1/2K, 6J, 6K, 6L, 6 1/2J, 6 1/2K
9.00-15	6J, 6 1/2J, 7J

1. Where a J flange is specified, JJ and JK can also be used.

2. B rims of German manufacture are not marked with a 'B'

SCANDINAVIAN TIRE & RIM ORGANIZATION



N O R M - N O R M I

P 950.09 B

S	Dimension	Godkända fälgar
FIN	Koko	Hyväksytyt vanteet
GB	Tyre Size	Approved Rims

'82' SUPER LOW SECTION SERIES - DIAGONAL

125-12/5.35-12	3.50B, 3 1/2J, 4.00B, 4.00C, 4J, 4.50B, 4.50C, 4 1/2J
125-15/5.35-15	3 1/2J, 4.00C, 4J, 4.50C
135-12/5.65-12	3.50B, 3 1/2J, 4.00B, 4.00C, 4J, 4.50B, 4.50C, 4 1/2J
135-13/5.65-13	3.50B, 3 1/2J, 4.00B, 4.00C, 4J, 4.50B, 4.50C, 4 1/2J
135-14/5.65-14	3 1/2J, 4.00C, 4J, 4.50C, 4 1/2J
135-15/5.65-15	3 1/2J, 4.00C, 4J, 4.50C, 4 1/2J
145-10/5.95-10	3.50B, 3 1/2J, 4.00B, 4.00C, 4J, 4.50B, 4.50C, 4 1/2J
145-12/5.95-12	3.50B, 3 1/2J, 4.00B, 4.00C, 4J, 4.50B, 4.50C, 4 1/2J
145-13/5.95-13	3.50B, 3 1/2J, 4.00B, 4.00C, 4J, 4.50B, 4.50C, 4 1/2J
145-14/5.95-14	3 1/2J, 4.00C, 4J, 4.50C, 4 1/2J
145-15/5.95-15	3 1/2J, 4.00C, 4J, 4.50C, 4 1/2J
155-12/6.15-12	3.50B, 3 1/2J, 4.00B, 4.00C, 4J, 4.50B, 4.50C, 4 1/2J
155-13/6.15-13	4.00C, 4J, 4.50C, 4 1/2J, 4 1/2K, 5J, 5K, 5 1/2J
155-14/6.15-14	4.00C, 4J, 4.50C, 4 1/2J, 4 1/2K, 5J, 5K
155-15/6.35-15	4J, 4 1/2J, 4 1/2K, 5J, 5K, 5 1/2J, 5 1/2K
165-13/6.45-13	4J, 4K, 4.50C, 4 1/2J, 4 1/2K, 5J, 5K, 5 1/2J, 5 1/2K
165-14/6.45-14	4J, 4K, 4.50C, 4 1/2J, 4 1/2K, 5J, 5K, 5 1/2J
165-15/6.85-15	4J, 4 1/2J, 4 1/2K, 5J, 5K, 5 1/2J, 5 1/2K
175-13/6.95-13	4 1/2J, 4 1/2K, 5J, 5K, 5 1/2J, 5 1/2K, 6J
175-14/6.95-14	4 1/2J, 4 1/2K, 5J, 5K, 5 1/2J, 5 1/2K, 6J
175-15/7.15-15	4 1/2K, 5J, 5K, 5 1/2J, 5 1/2K, 6J
185-13/7.35-13	4 1/2J, 5J, 5K, 5 1/2J, 5 1/2K, 6J, 6K
185-14/7.35-14	5J, 5K, 5 1/2J, 5 1/2K, 6J, 6K, 6 1/2J, 6 1/2K
185-15/7.35-15	4 1/2J, 4 1/2K, 5J, 5K, 5 1/2J, 5 1/2K, 6J, 6K
195-14/7.75-14	5J, 5K, 5 1/2J, 5 1/2K, 6J, 6K, 6 1/2J, 6 1/2K, 7J, 7K
195-15/7.75-15	5J, 5K, 5 1/2J, 5 1/2K, 6J, 6K, 6 1/2J, 6 1/2K
205-14/8.25-14	5 1/2J, 5 1/2K, 6J, 6K, 6L, 6 1/2J, 6 1/2K, 6 1/2L, 7K, 7L
205-15/8.15-15	5 1/2J, 5 1/2K, 6J, 6K, 6L, 6 1/2K, 6 1/2L, 7K, 7L
215-14/8.55-14	5 1/2J, 5 1/2K, 6J, 6L, 6 1/2J, 6 1/2K, 6 1/2L, 7K, 7L, 7 1/2K, 7 1/2L
215-15/8.85-15	5 1/2J, 6J, 6L, 6 1/2J, 6 1/2K, 6 1/2L, 7K, 7L, 7 1/2K, 7 1/2L
225-14/8.85-14	6J, 6L, 6 1/2J, 6 1/2L, 7K, 7L, 7 1/2K, 7 1/2L, 8K, 8L
225-15/9.15-15	6J, 6L, 6 1/2J, 6 1/2L
235-15	6 1/2J

1. Where a J flange is specified, JJ and JK can also be used.
2. B rims of German manufacture are not marked with a 'B'

SCANDINAVIAN TIRE & RIM ORGANIZATION



NORM - NORM I

P 951.01A

- (S)** Fälgar för USA-däck
- (FIN)** USA-renkaiden vanteet
- (GB)** Rims for USA Tyres

Dimension Koko Tyre Size	Godkända fälgar Hyväksytyt vanteet Approved Rims
6.45-14	4 1/2JJ , 4 1/2K, 5JJ, 5K
6.95-14	5JJ , 4 1/2JJ, 5K, 5 1/2JJ, 6JJ
7.35-14	5JJ , 4 1/2JJ, 5K, 5 1/2JJ, 5 1/2K, 6JJ
7.75-14	5 1/2JJ , 5JJ, 5K, 5 1/2K, 6JJ, 6K, 6 1/2JJ, 7JJ
8.25-14	6JJ , 5JJ, 5 1/2JJ, 5 1/2K, 6K, 7JJ
8.55-14	6JJ , 5 1/2JJ, 6K, 6 1/2JJ, 6 1/2K
8.85-14	6 1/2JJ , 6JJ, 6K
6.85-15	5JJ , 4 1/2JJ, 4 1/2K, 5K, 5 1/2JJ, 5 1/2K
7.35-15	5 1/2JJ , 4 1/2JJ, 4 1/2K, 5JJ, 5K, 5 1/2K, 6JJ
7.75-15	5 1/2JJ , 4 1/2JJ, 4 1/2K, 5JJ, 5K, 5 1/2K, 6JJ, 6 1/2JJ, 7JJ
8.15-15	6JJ , 5JJ, 5K, 5 1/2JJ, 5 1/2K, 6K, 6L
8.25-15	6JJ , 5JJ, 5K, 5 1/2JJ, 5 1/2K, 6K, 6L, 6 1/2JJ
8.45-15	6JJ , 5 1/2JJ, 5 1/2K, 6K, 6L, 6 1/2K
8.55-15	6JJ , 5 1/2JJ, 5 1/2K, 6K, 6L, 6 1/2JJ
8.85-15	6 1/2JJ , 6JJ, 6K, 6L
9.00-15	6JJ
9.15-15	6 1/2JJ , 5 1/2JJ, 5 1/2K, 6JJ, 6K, 6L

- (S)** JJ-fälg kan ersättas av J- eller JK-fälg
- (FIN)** JJ-vanne voidaan korvata J- tai JK-vanteella
- (GB)** Where JJ flange is specified, J or JK can also be used

**INNEHÅLLSFÖRTECKNING**

LASTBILSDÄCK	Sida
Lätta lastbilsdäck - diagonal - 5° fälg	
L 201.01 Lätta lastbilsdäck "C" - tumdimensioner	2
Lastbilsdäck - diagonal - 5° fälg	
L 301.01-02 Lastbilsdäck - tumdimensioner	3-4
Lätta lastbilsdäck - LT-däck - 5° + 15° DC fälg	
L 701.01-02 Lätta lastbilsdäck - LT - tum- + alfanumeriska dimensioner	5-6
Fälgalternativ	
L 950.02 Rekommenderade + Tillåtna fälgar	7
L 950.06B	8

L

SCANDINAVIAN TIRE & RIM ORGANIZATION



N O R M - N O R M I

L 201.01

(S) Lätta lastbilsdäck "C" Tumdimensioner Diagonal 5° fälg
(FIN) Kevyet kuorma-autonrenkaat "C" Tuumakoot Ristikudos 5° vanne
(GB) Light Commercial Vehicle Tyres "C" Code Designated Sizes Diagonal 5° rim

	PR	L I								kPa			
				Norm	Max	Norm	Max						
6.00-16 C	6	95/92	4.50 E	170	184	730	746	690	630	325	2175		
	8	98/97								750		730	375
	10	103/101								875		825	500
6.00-18 C	6	95/93	4.00 E	165		786		690	650	300	2342		
	8	99/97								775		730	375
	10	104/102								900		850	500
6.00-20 C	6	96/93	5.0	172		842		710	650	300	2509		
	8	100/99								800		775	375
	10	104/102								900		850	500
6.50-16 C	6	98/97	4.50 E	176	190	748	765	750	730	325	2229		
	8	104/102								900		850	425
	10	108/107								1000		975	500
6.50-20 C	6	104/102	5.0	181	195	870	888	900	850	325	2593		
	8	110/108								1060		1000	425
7.00-16 C	6	102/100	5.50 F	198	214	778	797	850	800	300	2318		
	8	108/106								1000		950	400
	10	113/112								1150		1120	525
7.00-18 C	8	110/108	5.5	198	214	848	867	1060	1000	400	2527		
	10	113/112								1150		1120	475
7.00-20 C	6	108/106	5.5	198	214	898	917	1000	950	325	2676		
	8	113/111								1150		1090	400
	10	116/114								1250		1180	475
7.50-16 C	6	108/106	6.00 G	210	227	806	826	1000	950	350	2402		
	8	112/110								1120		1060	400
	10	116/114								1250		1180	475
7.50-17 C	8	113/112	6.0	210	227	852	872	1150	1120	400	2539		
	10	116/115								1250		1215	450
7.50-18 C	8	115/113	6.0	215		884		1215	1150	450	2634		
	10	120/119								1400		1360	450
8.25-16 C	8	116/115	6.50 H	234	253	860	883	1250	1215	375	2563		
	10	120/119								1400		1360	450
9.00-16 C	8	119/117	6.50 H	252	272	900	925	1360	1285	375	2682		
	10	122/120								1500		1400	450
6.50-17LC	6	95/92	4.50	166	179	726	741	690	630	325	2163		
	8	99/97								775		730	400
	10	102/100								850		800	475

kg

SCANDINAVIAN TIRE & RIM ORGANIZATION

N O R M - N O R M I

L 301.01



(S) Lastbilsdäck
(FIN) Kuorma-autonrenkaat
(GB) Commercial Vehicle Tyres

Tumdimensioner
Tuumakoot
Code Designated Sizes

Diagonal
Ristikudos
Diagonal

5° fälg
5° vanne
5° rim

◎	PR	L I	◎	◎		◎		↓ ↓↓		kPa	◎
				Norm	Max	Norm	Max				
6.50-16	12	111/110	4.50E	176	190	748	765	1090	1060	575	2259
7.00-16	12	117/116	5.50F	198	214	774	792	1285	1250	600	2337
7.00-20	12	120/118	5.5	198	214	898	917	1400	1320	575	2712
7.50-15	12 14 16		6.0					1300 1400 1500	1250 1350 1450	600 700 750	
7.50-16	12	121/120	6.00G	210	227	806	826	1450	1400	650	2434
7.50-17	12	123/122	6.0	210	227	852	872	1550	1500	675	2573
7.50-20	8 10 12	120/177 123/122 128/127	6.0	213	230	928	949	1400 1550 1800	1285 1500 1750	475 550 675	2803
8.25-15	10 12 14 16 18		6.5	234	253	836	859	1450 1600 1700 1875 2000	1325 1475 1575 1725 1850	525 600 650 750 850	2525
8.25-16	12 14	125/124 128/126	6.50H	234	253	860	883	1650 1800	1600 1700	575 650	2597
8.25-17	10 12 14	123/120 126/123 130/128	6.5	234	253	895	918	1550 1700 1900	1400 1550 1800	500 575 675	2703
8.25-20	10 12 14	126/124 130/128 133/131	6.5	234	253	970	993	1700 1900 2060	1600 1800 1950	525 600 675	2929
9.00-16	12 14	132/128 134/131	6.50H	252	272	900	925	2000 2120	1800 1950	625 725	2718
9.00-20	10 12 14	133/129 136/133 140/137	7.0	256	276	1012	1037	2060 2240 2500	1850 2060 2300	550 625 700	3056
10.00-15	12 14 16 20		7.5	275	297	926	953	2050 2300 2450 2750	1850 2075 2225 2525	600 700 775 950	2797
10.00-20	12 14 16	137/134 142/139 146/143	7.5	275	297	1050	1077	2300 2650 3000	2120 2430 2725	550 650 750	3171

SCANDINAVIAN TIRE & RIM ORGANIZATION



N O R M - N O R M I

L 301.02



S Lastbilsdäck
FIN Kuorma-autonrenkaat
GB Commercial Vehicle Tyres

Tumdimensioner
 Tuumakoot
 Code Designated Sizes

Diagonal 5° fälg
 Ristikudos 5° vanne
 Diagonal 5° rim

◎	PR	L I	◎	◎		◎		↓ ↓ ↓	kPa	◎	
				Norm	Max	Norm	Max				
11.00-15	16		8.0					2600	2450	750	
11.00-20	12	142/138	8.0	291	314	1080	1109	2650	2360	575	3262
	14	146/143						3000	2725	675	
	16	149/145						3250	2900	725	
11.1-20	16		7.50	275	301	1061	1087	2750	2510	750	
11.00-22	12	143/140	8.0	291	314	1130	1159	2725	2500	575	3413
	14	147/144						3075	2800	650	
	16	150/146						3350	3000	725	
11.00-24	12	144/141	8.0	291	314	1180	1209	2800	2575	575	3564
	14	148/144						3150	2800	650	
	16	151/147						3450	3075	725	
12.00-20	14	145/142	8.5	312	337	1120	1151	2900	2650	575	3382
	16	150/146						3350	3000	675	
	18	154/149						3750	3250	775	
		154/150						3750	3350	775	
x	20	157						4125		900	
12.00-24	14	148/145	8.5	312	337	1220	1251	3150	2900	575	3684
	16	153/149						3650	3250	675	
	18	156/153						4000	3650	775	
x	20	160/156						4500	4000	900	
x 13.00-20	16	154/149	9.0	342	369	1170	1203	3750	3250	625	3533
x	18	158						4250		725	
x	20	161						4625		800	
x 14.00-20	18	160	10.0	375	405	1238	1274	4500		700	3739
x	20	162						4750		750	
x	22	164						5000		800	
x 14.00-24	18	164	10.0	375	405	1340	1377	5000		700	4047
x	20	166						5300		750	
x	22	168						5600		800	
x 15.00-20	20	166	11.25	412	445	1295	1344	5300		650	3911
x	22	169						5800		750	
x	24	172						6300		850	

(S) X = om inte annat angivits gäller hastighetskod F = 80 km/h för dessa däck

(FIN) X = jollei muuta ole ilmoitettu, on nopeustunnus F = 80 km/h voimassa näille renkaille

(GB) X = where no service description is marked on the tyre, speed symbol F applies








SCANDINAVIAN TIRE & RIM ORGANIZATION

NORM - NORMI

L 701.01



(S) Lätta lastbilsdäck Tumdimensioner Diagonal Radial + 35 kPa
(FIN) Kevyet kuorma-autonrenkaat Tuumakoot Ristikudos Radial + 35 kPa
(GB) Light Commercial Vehicle Tyres Code Designated Sizes Diagonal Radial + 35 kPa

	PR	L I								kPa							
				Norm	Max	Norm	Max										
7-14.5 LT	8		6	185	206	677	707	850	750	485							
	10											950	835	585			
	12														1045	915	690
8-14.5 LT	8		6	203	226	707	740	1030	910	485							
	10											1155	1020	585			
	12														1265	1115	690
9-14.5 LT	8		7	241	268	711	745	1190	1050	485							
	10											1335	1175	585			
	12														1465	1290	690
7-17.5 LT	6		5.25	189	210	758	796	825	725	310							
	8											975	855	415			
	10														1110	980	520
8-17.5 LT	6		5.25	199	221	788	829	945	825	310							
	8											1115	980	415			
	10														1270	1115	520
10-17.5 LT	6		8.25	264	291	787	818	1100	970	310							
	8											1305	1145	415			
	10														1485	1310	520
	12														1655	1455	620
8.00-16.5 LT	4		6	203	224	720	747	620	545	210							
	6											785	690	310			
	8														930	820	415
	10														1060	930	520
	12														1175	1035	620
8.75-16.5 LT	4		6.75	222	245	748	778	715	630	210							
	6											905	795	310			
	8														1065	940	415
	10														1215	1070	520
	12														1355	1190	620
9.50-16.5 LT	4		6.75	241	265	776	808	845	745	210							
	6											1065	940	310			
	8														1260	1110	415
	10														1440	1265	520
	12														1610	1415	620
10-16.5 LT	4		8.25	264	291	762	793	835	735	210							
	6											1060	930	310			
	8														1250	1100	415
	10														1425	1255	520
	12														1610	1415	620
12-16.5 LT	6		9.75	307	338	818	854	1075	950	210							
	8											1360	1200	310			
	10														1610	1415	415
	12														1835	1615	520

SCANDINAVIAN TIRE & RIM ORGANIZATION










N O R M - N O R M I

(S) Lätta Lastbilsdäck
 (FIN) Kevyetkuorma-autonrenkaat
 (GB) Light Commercial Vehicle Tyres

Tum- + alfanum. dim.
 Tuuma- + alfanumeeriset koot
 Code Designated + Alpha Num.

L 701.02

Diagonal Radial + 35 kPa
 Ristikudos Radial + 35 kPa
 Diagonal Radial + 35 kPa

	P R								kPa	
			Norm	Max	Norm	Max				
7.9-14 LT	4	7	208	229	645	671	455		210	
	6								310	
	8								415	
8.5-14 LT	4	7	216		667		510		210	
	6								310	
	8								415	
9-15 LT	4	8	254	279	744	777	710		210	
	6								310	
	8								415	
10-15 LT	4	8	264	291	773	808	800		210	
	6								310	
	8								415	
10-16 LT	4	8	264	291	798	833	835		210	
	6								310	
	8								415	
11-14 LT	4	8	279	307	752	787	825		210	
	6								310	
	8								415	
11-15 LT	4	8	279	307	777	813	865		210	
	6								310	
	8								415	
11-16 LT	4	8	279	307	803	838	900		210	
	6								310	
	8								415	
12-15 LT	4	10	318	349	823	863	1020		210	
	6								310	
	8								415	
E 78-14 LT	6	5.5	199	221	666	697	655	580	310	
	8								415	
	10								520	
G 78-14 LT	6	6	212	235	686	719	725	635	310	
	8								415	
	10								520	
C 78-15 LT	6	5	187	207	672	701	625	545	310	
	8								415	
	10								520	
G 78-15 LT	6	6	212	235	711	744	755	665	310	
	8								415	
	10								520	
H 78-15 LT	6	6	222	247	727	762	830	730	310	
	8								415	
	10								520	
L 78-15 LT	6	6.5	236	262	749	786	920	815	310	
	8								415	
	10								520	
F 78-16 LT	6	5.5	202	224	721	752	735	645	310	
	8								415	
	10								520	
H 78-16 LT	6	6	222	247	753	787	870	765	310	
	8								415	
	10								520	
L 78-16 LT	6	6.5	236	262	775	812	960	845	310	
	8								415	
	10								520	
klg-93 (Obsolite)										

SCANDINAVIAN TIRE & RIM ORGANIZATION

L 950.02



NORM - NORMI

(S) Dimension
(FIN) Koko
(GB) Tyre size

Godkända fälgar
Hyväksytyt vanteet
Approved Rims

L 201.01, L 301.01-02

6.00-16	C	4.50E SDC, 4 1/2 J, 5.00E SDC
6.00-18	C	4.00E
6.00-20	C	5.0, B5.0
6.50-16	C	4.50E SDC, 4 1/2 J, 5.00E SDC, 5.50F SDC
6.50-17	C	5.0, 5.00S, 5.5
6.50-20	C	5.0, 5.00S, 5.5
7.00-16	C	5.50F SDC, 4.50E SDC, 5.00E SDC, 6.00G SDC
7.00-18	C	5.5, 5.0, 5.00S, 6.0, B6.0, 6.00T
7.00-20	C	5.5, 5.0, 5.00S, 6.0, B6.0, 6.00T
7.50-16	C	6.00G SDC, 5.50F SDC, 6.50H SDC
7.50-17	C	6.0, B6.0, 6.00T, 5.0, 5.00S, 5.5, B5.5, 6.5, B6.5
7.50-18	C	6.0, B6.0, 6.00T, 5.0, 5.00S, 5.5, B5.5, 6.5, B6.5
7.50		6.0, B6.0, 6.00T, 5.0, 5.00S, 5.5, B5.5, 6.5, B6.5
8.25-16	C	6.50H SDC, 6.00G SDC
8.25		6.5, B6.5, 5.5, B5.5, 6.0, B6.0, 6.00T, 7.0, B7.0
9.00-16	C	6.50H SDC, 6.00G SDC
9.00		7.0, B7.0, 6.0, 6.00T, 6.5, B6.5, 7.33V, 7.5, B7.5
10.00		7.5, B7.5, 6.5, B6.5, 7.0, B7.0, 7.33V, 8.0, B8.0, 8.0V
11.00		8.0, B8.0, 8.0V, 7.33V, 7.5, B7.5, 8.5, B8.5, 8.50V, 9.00V
12.00		8.5, B8.5, 8.50V, (7.33V), (8.0), (B8.0), (8.0V), 9.0, 9.00V(*)
13.00		9.0, 9.0V, 9.00V, B8.0, 8.5, B8.5, 8.5V, 8.50V, 10.0, 10.00V
14.00		10.0, 10.00V, 10.00W, 9.0
15.00		11.25/2.5, 10.00W

(*) Rims 7.33V, 8.0, B8.0 and 8.0V do not apply to 20 PR tyres.

SCANDINAVIAN TIRE & RIM ORGANIZATION



N O R M - N O R M I

L 950.06B

(S) Dimension	Godkända fälgar	Dimension	Godkända fälgar
(FIN) Koko	Hyväksytyt vanteet	Koko	Hyväksytyt vanteet
(GB) Tyre size	Approved Rims	Tyre size	Approved Rims

L 701.01, L 701.02

7-14.5 LT	6.00MH
8-14.5 LT	6.00MH
9-14.5 LT	7.00MH
7-17.5 LT	5.25
8-17.5 LT	5.25
10-17.5 LT	8.25
8.00-16.5 LT	6.00, 6.75
8.75-16.5 LT	6.75, 6.00
9.50-16.5 LT	6.75, 8.25
10-16.5 LT	8.25
12-16.5 LT	9.75, 8.25
7.9-14 LT	7-6J
8.5-14 LT	7-6J, (5 1/2 J)
9-15 LT	8-7J, W8L, 8LB
10-15 LT	7-8 1/2 J
10-16 LT	8J
11-14 LT	8 1/2-8J, 8KB
11-15 LT	8 1/2-8J, W8L, 8KB
11-16 LT	8J
12-15 LT	8 1/2-10J, W10L, 10 LB
E78-14 LT	6-5J
G78-14 LT	6J, 5 1/2 J
C78-14 LT	6-5J
G78-15 LT	7-5 1/2 J, 5 1/2 K, 5.50F
H78-15 LT	7-5 1/2 J, 5 1/2 K, 5.50F
L78-15 LT	7-6J, 6L
F78-16 LT	5.50F, 5K
H78-16 LT	6L, 6.00G, 5.50F
L78-16 LT	7-6L, 6.00G

- (S)** JB-fälg kan ersättas av J
J-fälg kan ersättas av JJ- eller JK-fälg
- (FIN)** JB-vanne voidaan J
J-vanne voidaan JJ- tai JK-vanteella
- (GB)** Where JB rim is specified J may
also be used.
Where JJ rim is specified J or
JK rim may also be used.



INNEHÅLLSFÖRTECKNING

LANTBRUKSDÄCK

Obsolete tyre sizes/data

Föråldrade dimensioner/data överförda till STRO:s hemsida

<http://www.stro.se>

Lantbruksdäck allmänt

T 003.01 Specialdäck - anvisningar belastningar/hastigheter m m
(Endast "MPT-traktor" + "High Speed Trailer")

T 012.01 Radius Indices - implementdäck - drivande användning
(Finns ej på hemsidan, är tillfälligt indragen tills korrekt data erhålles)

Traktordäck

T 204.01-02 Drivhjul - mm-dim - PR-märkta - Diagonal - A8 - Profil 50-70

T 206.01-03 Drivhjul - tumdim - PR-märkta - Radial - A6 - Normalprofil

T 207.01-02 Drivhjul - tumdim - Symbolmärkta - Radial - A6 - Normalprofil (TRAWdK)

Implementdäck

T 301.02 tumdim - PR-märkta - Diagonal - A6 - Normalprofil
(Endast vissa dimensioner)

T 302.01 tumdim - PR-märkta - Diagonal - A6 - Profil 45-85
(Endast vissa dimensioner)

T 303.01-02 mm-dim - PR-märkta - Diagonal - A6 - Profil 40-80
(Endast vissa dimensioner)

T 303.03-05 mm-dim - PR-märkta - Diagonal - A6 - Profil 40-80

T 305.01 mm-dim - PR-märkta - Radial - A6 - Profil 80

Specialdäck

T 426.01 MPT-traktor - tumdim - PR-märkta - Diagonal - A6 - Normalprofil

T 431.01 High Speed trailer - mm-dim - LI-märkta - Radial - G - Profil 65

Fälgar

T 531.01 Implementdäck - tumdim - Diagonal - Normalprofil
(Endast vissa dimensioner)

T 532.01 Implementdäck - tumdim - Diagonal - Profil 45-85
(Endast vissa dimensioner)

T 533.01 Implementdäck - mm-dim - Diagonal/Radial - Profil 40-95
(Endast vissa dimensioner)

T 543.01 Specialdäck - MPT-Traktor

T 545.01 Specialdäck - High Speed Implement

TRA = Tire and Rim Association (USA)

WdK = Wirtschaftsverbanden der deutschen Kautschukindustrie



INFORMATION - LANTBRUKSDÄCK

T 003.01

(Obsolete)

SPECIALDÄCK - Anvisningar belastningar/hastigheter m m

Nedanstående belastningstillägg (%) tillåtes för olika däcktyper vid olika hastigheter

MPT traktor

T 426.01

High Speed Trailer

T-431.01

Max hast. km/h					A6 (PR)								G (LI)
0					+ 135								+150
5													+110
10					+29								+80
15					+21								+65
20					+14								+50
25					+7								+35
30					0								+25
35					-5								+19
40					-10								+15
45													+13
50													+12
55													+11
60													+10
65													+8.5
70													+7
75													+5.5
80													+4
85													+2
90													0

*

Fälgdiameter 10" eller större

**

Interpolerade värden från 8 km/h = + 58 %

es-06

Fältservice med högt kontinuerligt vridmoment (dragarbete) + 15%



I N F O R M A T I O N - LANTBRUKSDÄCK

T 003.02

(Obsolete)

SPECIALDÄCK - Anvisningar belastningar/hastigheter m m**MPT-traktor - A6** (T 426.01)

- Avser både drivande och frirullande service

High Speed Trailer - G (T 431.01)

- Vid dubbelmontage är max belastning:
 - för 40 km/h och lägre = max last för enkelhjul x 2
 - för hastigheter högre än 40 km/h = max last för enkelhjul vid 90 km/h x 2
- Konsultera däck- och fälg-/hjulverkaren för att bekräfta fälg/hjulhållfasthet och lämplighet i den tilltänkta servicen
- Däcken är märkta "IMPLEMENT" eller "IMP"

SCANDINAVIAN TIRE & RIM ORGANIZATION



NORM - NORMI (Obsolete)

Traktor - drivhjul mm-dim
 Traktorin - vetäväpyörä mm-koot
 Tractor - Traction Wheels metric sizes

PR Diagonal
 PR Ristikudos
 PR Diagonal

T 204.01
 Profil 50-70
 Profiili 50-70
 Section 50-70

A8 = 40 km/h

		P R (L I)								kPa												
					Norm	Max	Norm	Max														
15.5"	400/60-15.5*	6 8	103 109	AG 13.00	404	432	874	894	875 1030	120 160												
17.5"	400/55-17.5*	6 8 14	103 109 121	AG 11.75 (13.00)	391 (404)	432	885	906	875 1030 1450	120 160 280												
22.5"	350/60-22.5*	8 12	115 123	AG 11.75	357	378	992	1021	1215 1550	190 290												
26.5"	400/60-26.5*	6 12	114 128	AG 13.00	404	437	1153	1189	1180 1800	120 250												
	500/60-26.5*	6 8 12 14 16	124 130 138 141 144	AG 16.00	503	540	1273	1295	1600 1900 2360 2575 2800	100 130 190 220 250												
		600/55-26.5*	6 8 12 14 16						127 134 143 146 148	AG 20.00 (18.00)	611 (591)	648	1333	1391	1750 2120 2725 3000 3150	80 110 170 200 220						
			30.5"						600/55-30.5*						8 14	136 149	AG 20.00 (18.00)	611 (591)	648	1435	1475	2240 3250
600/60-30.5*															8 14	139 151						AG 20.00 (18.00)
	700/65-30.5*			8 14	148 159	AG 24.00 (22.00)	720 (700)	755							1685	1735						
800/55-30.5*		8 14		150 161	AG 28.00 (25.00)					828 (798)	920	1655	1711	3350 4625								80 140
	34"	600/65-34*	8 12 14 18	143 152 155 159		DW 20A	611	648	1644					1699	2725 3550 3875 4375	110 170 200 250						
650/60-34*			8	146	DW20A					645	697	1644	1699		3000	100						
700/55-34*			8 12 14	149 155 159	DW 24A (DW22A)					720 (700)	756	1634	1685		3250 3875 4375	100 140 170						
			800/50-34*	8											149	DW 28A (DW25A)	828 (798)	862	1664	1720	3250	80

* = Experimental Practice

SCANDINAVIAN TIRE & RIM ORGANIZATION



NORM - NORMI (Obsolete)

(S) Traktor - drivhjul	mm-dim	PR	Diagonal	T 204.02
(FIN) Traktorin - vetäväpyörä	mm-koot	PR	Ristikudos	Profil 50-70
(GB) Tractor - Traction Wheels	metric sizes	PR	Diagonal	Profiili 50-70

Section 50-70

A8 = 40 km/h

		PR	(L I)							kPa
					Norm	Max	Norm	Max		
38"	500/60-38*	6	133	W 16L	503	540	1565	1585	2060	100
		8	138						2360	130
		14	149						3250	220
	500/70-38*	10	143	W 16L	503	540	1665	1691	2725	160
	600/55-38*	8	140	DW 20A (DW18A)	611 (591)	638	1625	1680	2500	110
		14	152						3550	200
	600/60-38*	8	143	DW 20A (DW18A)	611 (591)	638	1685	1735	2725	110
		14	155						3875	200
18		159	4375						250	
650/60-38*	8	146	DW 20A	645	697	1745	1800	3000	100	
	14	157						4125	180	
	18	164						5000	240	
	26	170						6000	340	
700/65-38*	8	153	DW 24A (DW22A)	720 (700)	756	1875	1934	3650	100	
	14	164						5000	170	
	22	173						6500	270	
750/65-38*	8	157	DW24A (DW23A)	754 (744)	804	1940	2008	4125	90	
850/60-38*	8	160	DW28A (DW27A)	862 (852)	920	1815	1877	4500	80	
	14	169						5800	130	
42"	750/60-42*	8	DW24A (DW23A)	754 (744)	804	1967	2030	4000	90	
	850/55-42*	8	DW28A (DW27A)	862 (852)	920	2002	2067	4250	80	

* = Experimental Practice

SCANDINAVIAN TIRE & RIM ORGANIZATION



N O R M - N O R M I (Obsolete)

Traktor - drivhjul tumdim
 Traktorin - vetäväpyörä tuumakoot
 Tractor - Traction Wheels inch sizes
A6 = 30 km/h

PR Radial
 PR Vyörakenne
 PR Radial

T 206.01
 Normalprofil
 Normaali profiili
 Regular section

Rim	Tire	PR	(LI)	Tread	Tread		Tread		↓	kPa	
					Norm	Max	Norm	Max			
20"	9.5R20	4 8		W 8	241	260	940	960	650 975	140 280	
24"	8.3R24	4		W 7	211	228	985	1000	625	160	
		6	810						240		
		8	935						310		
		10	1085						400		
	9.5R24	4		W 8	241	260	1040	1060	740	140	
		6	940						210		
	11.2R24	8	4	102	W 10	284	307	1095	1115	850	130
			6	110						1060	180
8			116	1250						240	
10			120	1400						300	
12.4R24	6	4	106	W 11	315	340	1145	1170	950	110	
		6	115						1215	170	
13.6R24	8	6		W 12	345	373	1190	1215	1340	160	
		8							1545	200	
14.9R24	8	4	112	W 13	378	408	1245	1275	1120	80	
		6	123						1550	140	
		8	128						1800	180	
16.9R24	8	6		W 15L	429	463	1320	1350	1725	130	
		8							2040	170	
26"	14.9R26	6		W 13	378	408	1295	1325	1560	140	
		8	129						1850	180	
		10							2055	230	
	18.4R26	12	6	132	W 16L	467	504	1440	1475	2000	110
8			137	2300						140	
10			142	2650						180	
12			146	3000						230	
23.1R26	10	8	145	DW 20	587	634	1605	1645	2900	110	
		10	149						3250	140	
28"	8.3R28	4		W 7	211	228	1090	1110	670	160	
		6							865	240	
	9.5R28	8	4		W 8	241	260	1140	1155	790	140
			6							900	130
			8							1120	180
	11.2R28	10	4	104	W 10	284	307	1200	1220	1320	240
			6	112						1120	180
			8	118						1320	240
			10							1550	230
	12.4R28	8	4	109	W 11	315	340	1250	1275	1030	110
			6	117						1285	170
			8	123						1550	230
	13.6R28	10	4	112	W 12	345	373	1295	1320	1120	100
6			121	1450						160	
8			125	1650						200	
14.9R28	12	4	115	W 13	378	408	1350	1380	1215	80	
		6	125						1650	140	
		8	130						1900	180	
		10							2120	230	
16.9R28	12	6	129	W 15L	429	463	1420	1450	1850	130	
		8	135						2180	170	
		10	139						2430	200	
		12	143						2725	240	

SCANDINAVIAN TIRE & RIM ORGANIZATION



NORM - NORMI (Obsolete)

Traktor - drivhjul
Traktorin - vetäväpyörä
Tractor - Traction Wheels

tumdim
tuumakoot
inch sizes

PR Radial
PR Vyörakenne
PR Radial

T 206.02

Normalprofil
Normaaliprofiili
Regular section

A6 = 30 km/h

30"	14.9R30	PR	(LI)	W 13	Norm		Max		↓	kPa										
					378	408	1400	1425												
30"	14.9R30	4	116	W 13	378	408	1400	1425	1250	80										
		6	126						1700	140										
		8	131						1950	180										
30"	16.9R30	10	130	W15L	429	463	1475	1505	2190	230										
		6	137						1900	130										
		8							2300	170										
		10							2455	200										
30"	18.4R30	12	134	W16L	467	504	1545	1575	2730	240										
		6	139						2120	110										
		8	145						2430	140										
		10	149						2900	180										
		12							3250	230										
32"	8.3R32	14		W 7	211	228	1190	1210	3405	260										
		4							715	160										
		6							920	240										
		8							1065	210										
32"	9.5R32	6		W 8	241	260	1245	1265	1065	210										
		4	111						W 11	315	340	1350	1375	1090	110					
		6	119											1360	170					
8		1605	230																	
34"	16.9R34	4	111	W 11	315	340	1350	1375	1090	110										
		6	119						1360	170										
		8							1605	230										
		10																		
34"	18.4R34	6	133	W15L	429	463	1575	1605	2060	130										
		8	139						2430	170										
		10	142						2650	200										
36"	8.3R36	6	137	W 16L	467	504	1645	1680	2300	110										
		8	142						2650	140										
		10	146						3000	180										
		4																		
		6																		
36"	9.5R36	8		W 7	211	228	1290	1315	1160	320										
		6							W 8	241	260	1345	1365	1130	210					
		8												1335	280					
		10												1520	350					
		12												1690	420					
		4												W 10	284	307	1400	1420	1015	130
6		1255	180																	
4	113	W 11	315	340	1450	1475	1150	110												
6	121						1450	170												
8							W 12	345	373	1500	1525	1250	100							
10												1650	160							
4	116											1855	200							
6	125											2150	250							
8																				
10																				
38"	11.2R38	4		W 10	284	307	1455	1475	1045	130										
		6							1295	180										
		4	114						W 11	315	340	1500	1525	1180	110					
		6	122											1500	170					
		8												W 12	345	373	1550	1575	1285	100
		10																	1700	160
4	117	1950	200																	
6	126	2215	250																	
8	131																			
10																				

SCANDINAVIAN TIRE & RIM ORGANIZATION



N O R M - N O R M I (Obsolete)

Traktor - drivhjul tumdim
 Traktorin - vetäväpyörä tuumakoot
 Tractor - Traction Wheels inch sizes
A6 = 30 km/h

PR Radial
 PR Vyörakenne
 PR Radial

T 206.03
 Normalprofil
 Normaali profiili
 Regular section



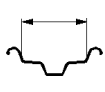


		PR	(LI)							kPa
					Norm	Max	Norm	Max		
38"	15.5R38	6 8		W 14L	394	426	1565	1590	1765 2060	140 180
	16.9R38	6 8	135 141	W 15L	429	463	1675	1705	2180 2575	130 170
	18.4R38	6 8	139 143	W 16L	467	504	1750	1780	2430 2725	110 140
	20.8R38	12	148	W 18L	528	570	1835	1870	4000	200
42"	8.3R42	6 8		W 7	211	228	1440	1465	1055 1255	240 320
	9.5R42	6		W 8	241	260	1500	1525	1255	210
	12.4R42	6		W 11	315	340	1605	1630	1560	170
	16.9R42	8		W 15L	429	463	1775	1805	2670	170
44"	8.3R44	6 8		W 7	211	228	1495	1520	1080 1290	240 320
	9.5R44	6 8		W 8	241	260	1550	1575	1255 1485	210 280
46"	12.4R46	10		W 11	315	340	1705	1730	2220	280
48"	9.5R48	6		W 8	241	260	1650	1675	1320	210
		8							1560	280

SCANDINAVIAN TIRE & RIM ORGANIZATION



N O R M - N O R M I	(TRA/WdK)	(Obsolete)	T 207.01
(S) Traktor - drivhjul	tumdim	Symbolmärkta	Radial
(FIN) Traktorin - vetäväpyörä	tuumakoot	Symbolimerkintä	Vyörakenne
(GB) Tractor - Traction Wheels	inch sizes	Symbol Marked	Radial
			Normalprofil
			Normaaliprofiili
			Regular section

A6 = 30 km/h

					Belastning Tyre Load Limits			
					x 160 kPa	xx 240 kPa	xxx 320 kPa	
TRA/WdK								
20"	9.5R20*	W8	241	940	775	975	1150	
24"	8.3R24*	W7	211	990	650	800	950	
	9.5R24*	W8	241	1040	825	1030	1215	
	11.2R24*	W10	284	1100	1000	1215	1450	
	12.4R24*	W11	315	1150	1215	1500	1750	
	13.6R24*	W12	345	1195	1400	1750	2060	
	14.9R24*	W13	378	1250	1700	2120	2500	
	16.9R24*	W15L	429	1320	2120	2575	3075	
	18.4R24*	W16L	467	1380	2430	3000	3550	
26"	14.9R26*	W13	378	1300	1750	2180	2575	
	16.9R26*	W15L	429	1370	2180	2650	3150	
	18.4R26*	W16L	467	1435	2500	3075	3650	
	23.1R26*	DW20	587	1600	3650	4500	5300	
28"	8.3R28*	W7	211	1090	690	850	1000	
	9.5R28*	W8	241	1140	875	1090	1285	
	11.2R28*	W10	284	1200	1060	1320	1550	
	12.4R28*	W11	315	1250	1285	1600	1900	
	13.6R28*	W12	315	1300	1500	1850	2180	
	14.9R28*	W13	378	1350	1800	2240	2650	
	16.9R28*	W15L	429	1425	2240	2725	3250	
	18.4R28*	W16L	467	1485	2575	3150	3750	
30"	14.9R30*	W13	378	1400	1850	2300	2725	
	16.9R30*	W15L	429	1475	2300	2800	3350	
	18.4R30*	W16L	467	1535	2650	3250	3875	
	23.1R30*	DW20	587	1700	3875	4750	5600	
32"	8.3R32*	W7	211	1190	730	900	1060	
	9.5R32*	W8	241	1240	950	1150	1360	
	12.4R32*	W11	315	1350	1360	1700	2000	
	24.5R32*	DW21	622	1800	4375	5300	6300	
34"	16.9R34*	W15L	429	1575	2430	3000	3550	
	18.4R34*	W16L	467	1635	2800	3450	4125	
	20.8R34*	W18L	528	1725	3450	4250	5000	
	23.1R34*	DW20	587	1800	4125	5000	6000	



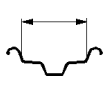

* = Experimental Practice

SCANDINAVIAN TIRE & RIM ORGANIZATION



S	Traktor - drivhjul	tumdim	Symbolmärkta	Radial	T 207.02
FIN	Traktorin - vetäväpyörä	tuumakoot	Symbolimerkintä	Vyörakenne	Normalprofil
GB	Tractor - Traction Wheels	inch sizes	Symbol Marked	Radial	Normaaliprofiili
					Regular section

A6 = 30 km/h

					Belastning Tyre Load Limits			
					x 160 kPa	xx 240 kPa	xxx 320 kPa	
	TRA/WdK							
36"	8.3R36*	W7	211	1295	775	975	1150	
	9.5R36*	W8	241	1345	1000	1215	1450	
	11.2R36*	W10	284	1405	1215	1500	1750	
	12.4R36*	W11	315	1455	1450	1800	2120	
	13.6R36*	W12	345	1500	1700	2120	2500	
38"	11.2R38*	W10	284	1455	1250	1550	1800	
	12.4R38*	W11	315	1505	1500	1850	2180	
	13.6R38*	W12	345	1555	1750	2180	2575	
	14.9R38*	W13	378	1605	2060	2500	3000	
	16.9R38*	W15L	429	1675	2575	3150	3750	
	18.4R38*	W16L	467	1735	3000	3650	4375	
	20.8R38*	W18L	528	1825	3650	4500	5300	
40"	7.2R40*	W6	183	1350	690	850	1000	
42"	16.9R42*	W15L	429	1780	2725	3350	4000	
	18.4R42*	W16L	467	1840	3150	3875	4625	
	20.8R42*	W18L	528	1925	3875	4750	5600	
44"	8.3R44*	W7	211	1495	900	1120	1320	
	9.5R44*	W8	241	1545	1120	1400	1650	
46"	12.4R46*	W11	315	1710	1650	2060	2430	
48"	9.5R48*	W8	241	1650	1215	1500	1750	
	11.2R48*	W10	284	1710	1400	1750	2060	
* = Experimental Practice								

SCANDINAVIANTIRE & RIM ORGANIZATION

NORM - NORMI (Obsolete)

T 301.02



	Implementdäck	tumdim	PR	Diagonal	Normalprofil
	Implementtirenkaat	tuumakoot	PR	Ristikudos	Normaaliprofiili
	Implement Tyres	inch sizes	PR	Diagonal	Regular section

A6 = 30 km/h

Rim	Tire	PR	LI		Tread	Crown		Norm		Max		Free Roll. Wheels		Drive Wheels	
			Free Roll.	Drive Wheels		Norm	Max	Std	Special	Std	Special	kg	kPa	kg	kPa
12"	7.00-12	4 6	88 95	75 83	4.25	200	210	667	683	680	696	560 690	175 250	387 487	175 250
	10.00-12	6 10	107	95	7.00 (6.50)	267 (262)	275	790	806	806	822	975 1225	200 300	690	200

NORM - NORMI (Obsolete)

T 302.01



	Implementdäck	tumdim	PR	Diagonal	Profil 45-85
	Implementtirenkaat	tuumakoot	PR	Ristikudos	Profiili 45-85
	Implement Tyres	inch sizes	PR	Diagonal	Section 45-85

A6 = 30 km/h

Rim	Tire	PR	LI		Tread	Crown		Norm		Max		Free Roll. Wheels		Drive Wheels	
			Free Roll.	Drive Wheels		Norm	Max	Std	Special	Std	Special	kg	kPa	kg	kPa
12"	10.0/80-12	4 6 8 10 12 14	101 110 116	89 98 103	9.00	264	277	710	730	730	751	825 1060 1250 1410 1570 1725	150 230 310 390 470 550	580 750 875	150 230 310
	11.0/65-12	4 8 10	99 114 119	87 101 106	9.00	281	295	670	692	688	711	775 1180 1360	140 290 360	545 825 950	140 290 360

SCANDINAVIAN TIRE & RIM ORGANIZATION



NORM - NORMI (Obsolete)

T 303.01

	Implementdäck	tumdim	PR	Diagonal	Profil 40-80
	Implementtirenkaat	tuumakoot	PR	Ristikudos	Profiili 40-80
	Implement Tyres	inch sizes	PR	Diagonal	Section 40-80

A6 = 30 km/h

Rim	Tire	PR	LI		Tread	Norm		Max		Free Roll. Wheels		Drive Wheels	
			Free Roll.	Drive Wheels		Std	Special	Std	Special	kg	kPa	kg	kPa
12"	170/80-12	4	86	74	5.50F	171	185	577	597	530	230	375	230
14"	170/80-14	4	89	77	5.50F	171	185	628	648	580	230	412	230
15"	170/80-15	4	91	78				653	673	615	230	425	230
15.5"	400/60-15.5	6	126	114	AG 13.00	404	436	874	907	1700	150	1180	150
		8	132	120						2000	200	1400	200
		10	136	123						2240	250	1550	250
		12	140	127						2500	300	1750	300
		14	143	130						2725	350	1900	350
		16	146	133						3000	400	2060	400



NORM - NORMI (Obsolete)

T 303.02

	Implementdäck	tumdim	PR	Diagonal	Profil 40-80
	Implementtirenkaat	tuumakoot	PR	Ristikudos	Profiili 40-80
	Implement Tyres	inch sizes	PR	Diagonal	Section 40-80

A6 = 30 km/h




Rim	Tire	PR	LI		Tread	Norm		Max		Free Roll. Wheels		Drive Wheels	
			Free Roll.	Drive Wheels		Std	Special	Std	Special	kg	kPa	kg	kPa
16"	210/80-16	4	101	89	6 1/2L	209	226	742	766	825	190	580	190
	230/80-16	4	104	92	W 7	228	246	774	800	900	170	630	170
	250/80-16	4	108	96	W 8	251	271	806	834	1000	160	710	160
18"	250/80-18	4	111	99	W 8	251	271	857	885	1090	160	775	160
20"	260/80-20	6	123	111	W 8	258	279	924	954	1550	230	1090	230
22.5"	400/55-22.5	6	132	120	AG 11.75 (13.00)	391 (404)	436	1012	1042	2000	150	1400	150
		8	138	125						2360	200	1650	200
		10	143	130						2725	250	1900	250
		12	146	134						3000	300	2120	300
		14	150	138						3350	350	2360	350
		16	152	140						3550	400	2500	400

SCANDINAVIAN TIRE & RIM ORGANIZATION

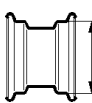







N O R M - N O R M I (Obsolete)

T 303.03



 Implementdäck	mm-dim	PR	Diagonal	Profil 40-80
 Implementtirenkaat	mm-koot	PR	Ristikudos	Profiili 40-80
 Implement Tyres	metric sizes	PR	Diagonal	Section 40-80

A6 = 30 km/h

		PR	LI									LLV					
			Free Roll.	Drive Wheels		Norm	Max	Std	Special	Std	Special	Free Roll. Wheels		Drive Wheels			
												kg	kPa	kg	kPa		
22.5"	400/60-22.5*	6	134	121	AG 11.75 (13.00)	391 (404)	436	1051		1085			2120	150	1450	150	
		8	140	127									2500	200	1750	200	
		10	145	132									2900	250	2000	250	
		12	148	135									3150	300	2180	300	
		14	151	138									3450	350	2360	350	
		16	154	141									3750	400	2575	400	
	500/45-22.5*	8	141	128	AG 16.00	503	543	1021		1053			2575	160	1800	160	
		10	145	132									2900	200	2000	200	
		12	149	136									3250	240	2240	240	
		14	152	139									3550	280	2430	280	
	500/60-22.5*	6	143	130	AG 16.00	503	543	1172	1192	1214	1234			2725	120	1900	120
		8	149	136										3250	160	2240	160
10		153	141	3650										200	2575	200	
12		156	144	4000										240	2800	240	
14		160	148	4500										280	3150	280	
16		163	150	4875										320	3350	320	
550/45-22.5*	8	145	131	AG 16.00 (17.00)	527 (537)	580	1067		1101			2900	140	1950	140		
	12	153	140									3650	210	2500	210		
	16	158	145									4250	280	2900	280		
550/60-22.5*	8	153	140	AG 16.00 (17.00)	527 (537)	580	1232	1254	1278	1300			3650	140	2500	140	
	12	161	149										4625	210	3250	210	
	16	167	155										5450	280	3875	280	
600/50-22.5*	8	151	138	AG 20.00 (18.00)	611 (591)	638	1171		1213				3450	130	2360	130	
	12	160	148										4500	200	3150	200	
	16	165	152										5150	260	3550	260	
620/45-22.5*	8	150	138	AG 20.00	625	675	1130		1168				3350	130	2360	130	
	12	158	145										4250	190	2900	190	
	16	164	150										5000	250	3350	250	
650/50-22.5*	10	159	147	AG 20.00	645	697	1222		1267				4375	150	3075	150	
	12	164	151										5000	180	3450	180	
	16	169	156										5800	240	4000	240	
700/40-22.5*	8	152	140	AG 24.00 (23.00)	710 (700)	756	1132		1172				3550	110	2500	110	
	12	160	148										4500	170	3150	170	
750/45-22.5*	12	167	154	AG 24.00 (23.00)	754 (744)	804	1247		1294				5450	160	3750	160	
	18	175	162										6900	240	4750	240	

* = Experimental Practice

SCANDINAVIAN TIRE & RIM ORGANIZATION

N O R M - N O R M I (Obsolete)

T 303.04



	Implementdäck	mm-dim	PR	Diagonal	Profil 40-80
	Implementtirenkaat	mm-koot	PR	Ristikudos	Profiili 40-80
	Implement Tyres	metric sizes	PR	Diagonal	Section 40-80

A6 = 30 km/h

		PR	LI									Free Roll. Wheels		Drive Wheels						
			Free Roll.	Drive Wheels		Norm	Max	Norm	Max	Norm	Max	kg	kPa	kg	kPa					
26.5"	400/60-26.5*	4	128	116	AG 13.00	404	436	1153		1187			1800	100	1250	100				
		6	138	124													2360	150	1600	150
		8	144	130													2800	200	1900	200
		10	148	135													3150	250	2180	250
		12	152	138													3550	300	2360	300
		14	155	141													3875	350	2575	350
		16	157	144													4125	400	2800	400
		500/60-26.5*	8	151													138	AG 16.00	503	543
	10		156	142	4000	200	2650	200												
	12		159	146	4375	240	3000	240												
	14		162	149	4750	280	3250	280												
	600/55-26.5	8	156	144	AG 20.00 (18.00)	611 (591)	638	1333		1379			4000	130	2800	130				
		12	165	152													5150	200	3550	200
		16	170	157													6000	260	4150	260
		18	173	160													6500	300	4500	300
	650/65-26.5*	20	183	171	AG 20.00	645	697	1518		1578			8750	300	6150	300				
700/50-26.5*	8	160	148	AG 24.00 (22.00)	710 (700)	756	1373		1422			4500	110	3150	110					
	10	165	151													5150	140	3450	140	
	12	169	155													5800	170	3875	170	
	14	172	159													6300	200	4375	200	
	16	174	161													6700	220	4625	220	
750/45-26.5*	16	174	161	AG 24.00 (23.00)	754 (744)	804	1348		1395			6700	210	4625	210					
	18	177	165													7300	240	5150	240	
750/55-26.5*	20	184	172	AG 24.00 (23.00)	754 (744)	804	1498		1556			9000	260	6300	260					
800/40-26.5*	8	162	149	AG 28.00 (25.00)	828 (798)	862	1314		1359			4750	100	3250	100					
	12	170	157													6000	150	4125	150	
	16	176	164													7100	200	5000	200	

* = Experimental Practice

SCANDINAVIANTIRE & RIM ORGANIZATION

N O R M - N O R M I (Obsolete)

T 303.05



	Implementdäck	mm-dim	PR	Diagonal	Profil 40-80
	Implementtirenkaat	mm-koot	PR	Ristikudos	Profiili 40-80
	Implement Tyres	metric sizes	PR	Diagonal	Section 40-80

A6 = 30 km/h

		PR	LI									LLV					
			Free Roll.	Drive Wheels		Norm	Max	Norm	Max	Free Roll. Wheels	Drive Wheels	kg	kPa	kg	kPa		
						Std	Special	Std	Special								
30.5"	600/60-30.5*	8 12 16	160 168 174	148 155 161	AG 20.00 (18.00)	611 (591)	638	1495		1545		4500 5600 6700	130 200 260	3150 3875 4625	130 200 260		
	650/65-30.5*	8 12	166 174	154 162	AG 20.00	645	697	1621		1680		5300 6700	120 180	3750 4750	120 180		
	700/50-30.5*	8 12	161 170	149 158	AG 24.00 (23.00)	710 (700)	756	1475		1524		4625 6000	110 170	3250 4250	110 170		
	750/60-30.5*	8 12	169 177	157 165	AG 24.00 (23.00)	754 (744)	804	1675		1738		5800 7300	110 160	4125 5150	110 160		
	800/45-30.5*	8 12	165 173	152 160	AG 28.00 (25.00)	828 (798)	862	1495		1545		5150 6500	100 150	3550 4500	100 150		
	850/50-30.5*	8 12	172 180	160 168	AG 28.00 (27.00)	862 (852)	920	1625		1684		6300 8000	100 150	4500 5600	100 150		

* = Experimental Practice

SCANDINAVIANTIRE & RIM ORGANIZATION

N O R M - N O R M I (Obsolete)

T 305.01



	Implementdäck	mm-dim	PR	Radial	Profil 80
	Implementtirenkaat	mm-koot	PR	Vyörakenne	Profiili 80
	Implement Tyres	metric sizes	PR	Radial	Section 80

A6 = 30 km/h

		PR	LI									LLV			
			Free Roll.	Drive Wheels		Norm	Max	Norm	Max	Std	Special	Std	Special	Free Roll. Wheels	Drive Wheels
								Std	Special	Std	Special				
			kg	kPa	kg	kPa									
16"	230/80R16	4	103	91	W 7	228	239	774		788		875	170	615	170
	250/80R16	4 8	108 122	96 110	W 8	251	264	806		822		1000 1500	160 310	710 1060	160 310
20"	260/80R20	6	123	111	W 8	258	271	924		940		1550	230	1090	230

* = Experimental Practice

SCANDINAVIAN TIRE & RIM ORGANIZATION



N O R M - N O R M I (Obsolete) **T 426.01**

	MPT - Traktor	tumdim	PR	Diagonal	Normalprofil (78)
	MPT - Traktorit	tuumakoot	PR	Ristikudos	Normaaliprofiili (78)
	MPT - Tractor	inch sizes	PR	Diagonal	Regular section (78)

A6 = 30 km/h

		PR	(L I)							kPa
					Norm	Max	Norm	Max		
20"	11.0 - 20	8 10	129 134	9x20	285	310	950	975	1850 2120	220 280
24"	11.5 - 24	8 12	136 144	W 9 (10.0)	305	330	1070	1100	2240 2800	220 320
	14.0 - 24	8 10	140 145	W 12	370	400	1170	1205	2500 2900	180 220
	15.0 - 24	6 8 14 16 18	136 142 154 157 158	W 13	400	430	1210	1245	2240 2650 3750 4125 4250	120 160 290 330 360
28"	15.0 - 28	8 14	145 156	W 13	400	430	1310	1345	2900 4000	160 290
	17.0 - 28	8 10 14	146 150 157	DW 15L	455	490	1390	1430	3000 3350 4125	150 180 250
30"	17.0 - 30	8 10 14	148 152 158	DW 15L	455	490	1440	1480	3150 3550 4250	150 180 250
34"	18.5 - 34	8 10	152 157	DW 16L	490	530	1600	1645	3550 4125	130 170

MPT = Multipurpose Tyres

SCANDINAVIAN TIRE & RIM ORGANIZATION



N O R M - N O R M I (Obsolete)



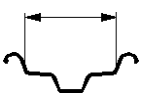



Implement HS-trailer mm-dim LI
 Implementti HS-trailer mm-koot LI
 Implement HS-trailer metric sizes LI

Radial
 Vyörakenne
 Radial




















T 431.01

Profil 65
 Profiili 65
 Section 65

G = 90 km/h

		LI							kPa
				Norm	Max	Norm	Max		
18"	340/65R18	135	W11 SDC	343	360	899	917	2180	500
HS = High Speed									

SCANDINAVIAN TIRE & RIM ORGANIZATION

 N O R M - N O R M I (Obsolete)			T 531.01		
 Fälgar  Vanteet  Rims	Implementdäck Implementtirenkaat Implement Tyres	tumdim tuumakoot inch sizes	Diagonal Ristikudos Diagonal	Normalprofil Normaaliprofiili Regular section	
 Däckdimension  Rengaskoko  Tyre Size	Rekom. fälg Suosit vanteet Recom. Rim	Alternativa fälgar Vaihtoehtoiset vanteet Alternative Rims			
7.00 - 12	4.25				
10.00 - 12	7.00				
N O R M - N O R M I (Obsolete)			T 532.01		
 Fälgar  Vanteet  Rims	Implementdäck Implementtirenkaat Implement Tyres	tumdim tuumakoot inch sizes	Diagonal Ristikudos Diagonal	Profil 45-85 Profiili 45-85 Section 45-85	
 Däckdimension  Rengaskoko  Tyre Size	Rekom. fälg Suosit vanteet Recom. Rim	Alternativa fälgar Vaihtoehtoiset vanteet Alternative Rims			
10.0/80 - 12	9.00	7.00			
11.0/65 - 12	9.00				
N O R M - N O R M I (Obsolete)			T 533.01		
 Fälgar  Vanteet  Rims	Implementdäck Implementtirenkaat Implement Tyres	mm-dim mm-koot metric sizes	Diagonal/Radial Ristikudos/Vyörakenne Diagonal/Radial	Profil 40-95 Profiili 40-95 Section 40-95	
 Däckdimension  Rengaskoko  Tyre Size	Rekom. fälg Suosit vanteet Recom. Rim	Alternativa fälgar Vaihtoehtoiset vanteet Alternative Rims			
170/80 -12	5.50F	4.50E, 5.00F, 6.00F			
-14	5.50F	5K, 6LB, 4 1/2K			
-15	5.50F	5JA			
210/80 -16	6 1/2L	6.00F, W7, W6, 6LB			
260/80 -20	W8	W7, W9, 9			

SCANDINAVIAN TIRE & RIM ORGANIZATION



(S) Fälgar
(FIN) Vanteet
(GB) Rims

N O R M - N O R M I (Obsolete)

T 545.01

Specialdäck
 Erikoisrenkaat
 Special Tyres

High Speed Traktor
 High Speed Traktorit
 High Speed Tractor

(S) Däckdimension
(FIN) Rengaskoko
(GB) Tyre Size

Rekom. fälg
 Suosit vanteet
 Recom. Rim

Alternativa fälgar
 Vaihtoehtoiset vanteet
 Alternative Rims

340/65R18

11

W11



INNEHÅLLSFÖRTECKNING

INDUSTRIDÄCK

I 06.02

Obsolete tyre sizes / data

Föråldrade dimensioner / data överförda till STRO:s hemsida
<http://www.stro.se>

LV + EM däck

I 108.01 Radial - tum+mm - 17.5" - 22.5"
I 109.01 Diagonal - tum - 20" - 24"

MPT + Impl.däck

I 110.01 Diagonal - tum - 12" - 20"

LV FRT-däck

I 111.01 Radial/Diagonal - tum+mm - 8" - 19.5"

Fälgar

I 900.05 LV + EM däck - 17.5"-24"
I 900.06 MPT + Impl + FRT däck - 8"-20"

SCANDINAVIAN TIRE & RIM ORGANIZATION



N O R M - N O R M I (Obsolete)

I 108.01



Industridäck LV- + EM
Teollisuusrenkaat KA + EM
Industrial Tyres CV + EM

Radial
Radial
Radial

tum- + mm-dimensioner
tuuma- + mm-koot
inch- + mm-sizes

	PR	LI	kPa	 Gaffeltruck/Haarukkatrukit/Lift Truck 25 km/h 40 km/h				Radial - Vyörakenne
				25 km/h		40 km/h		
				L	S	L	S x	
8R22.5		128/127	850	3875	3200	3875	2975	(S) Lastbilsdäck monterade på gaffeltruck och sidolastare. (FIN) Kuorma-autonrenkaat haarukkatrukeissa, sivukuormaajissa ja lukeissa ja maansiirtorenkaat haarukka trukeissa ja sivukuormaajissa. (GB) Commercial vehicle tyres on lift trucks, sideloaders and straddle carriers and earthmover tyres on lift trucks and sideloaders. (S) x Belastningen också tillåten i industriell service för sidolastare och gränslastare. (FIN) x Näitä kuormituksia voidaan kuorma-autonrenkaille käyttää myös sivukuormaajissa ja lukeissa teollisuuskäytössä 40 km/h nopeuteen asti. (GB) x Also applicable in industrial usage with speeds up to 40 km/h, to commercial vehicle tyres on sideloaders and straddle carriers.
9R22.5		133/131	850	4400	3675	4400	3375	
9.5R17.5		126/124	900	3655	3020	3655	2805	
		129/127	950	3980	3285	3980	3050	
10R22.5		140/137	900	5375	4450	5375	4125	
11R22.5		148/144	900	6000	5000	6000	4650	
12R22.5		150/146	950	6500	5425	6500	5050	
		152/148	1000	7000	5840	7000	5425	
13R22.5		154/150	950	7500	6250	7500	5800	
385/65R22.5		158	950	7650	6400	7650	6000	
425/65R22.5		165	950	9250	7700	9250	7200	
9/70R22.5		133/131	900	4400	3675	4400	3375	
10/70R22.5		140/137	950	5375	4450	5375	4125	
11/70R22.5		146/143	950	6000	5000	6000	4650	
12/70R22.5		149/145	1000	6500	5425	6500	5050	
13/70R22.5		154/149	1000	7500	6250	7500	5800	
245/70R17.5		134/132	950	4460	3765	4560	3500	
245/70R19.5		133/131	900	4430	3655	4430	3400	
		136/134	950	4815	3975	4815	3695	
255/70R22.5		140/137	900	5375	4450	5375	4125	
265/70R19.5		136/134	900	4480	3730	4480	3470	
		140/138	950	5000	4165	5000	3875	
275/70R22.5		148/145	950	6000	5000	6000	4650	
285/70R19.5		140/137	900	5000	4165	5000	3875	
		144/142	950	5600	4660	5600	4340	
305/70R22.5		150/147	1000	6500	5425	6500	5050	
315/70R22.5		149/145	950	6500	5425	6500	5050	
		152/148	950	7100	5900	7100	5500	
215/75R17.5		124/123	900	3440	2840	3440	2640	
		126/124	950	3655	3020	3655	2805	
235/75R17.5		130/128	900	4085	3375	4085	3135	
		132/130	950	4300	3550	4300	3300	
315/75R22.5		154/150	1000	7500	6250	7500	5800	
14/80R20		157	900	8200	6825	8200	6350	
275/80R22.5		148/145	900	6000	5000	6000	4650	
295/80R22.5		152/148	950	7100	5900	7100	5500	
315/80R22.5		154/150	950	7500	6250	7500	5800	
365/80R20		160	900	8200	6825	8200	6350	

SCANDINAVIAN TIRE & RIM ORGANIZATION

N O R M - N O R M I (Obsolete)



I 109.01



S Industridäck LV- + EM
FIN Teollisuusrenkaat KA + EM
GB Industrial Tyres CV + EM

Diagonal
 Ristikudos
 Diagonal

tumdimensioiner
 tuumakoot
 inch sizes

	PR	LI	kPa	 Gaffeltruck/Haarukkatrukit/Lift Truck				Diagonal - Ristikudos
				25 km/h		40 km/h		
				L	S	L	S x	
7.50-20	10	123/122	650	3335	2755	3335	2560	<p>S Lastbilsdäck monterade på gaffeltruck, sidolastare och gränslstruckar och EM-däck monterade på gaffeltruck och sidolastare. FIN Kuorma-autonrenkaat haarukkatrukeissa, sivukuormaajissa ja lukeissa ja maansiirtorenkaat haarukka trukeissa ja sivukuormaajissa. GB Commercial vehicle tyres on lift trucks, sideloaders and straddle carriers and earthmover tyres on lift trucks and sideloaders.</p> <p>S x Belastningen också tillåten i industriell service för sidolastare och gränslstruckar. FIN x Näitä kuormituksia voidaan kuorma-autonrenkaille käyttää myös sivukuormaajissa ja lukeissa teollisuuskäytössä 40 km/h nopeuteen asti. GB x Also applicable in industrial usage with speeds up to 40 km/h, to commercial vehicle tyres on sideloaders and straddle carriers.</p>
	12	128/127	850	3875	3200	3875	2975	
8.25-20	12	130/128	650	4030	3330	4030	3090	
	14	133/131	850	4400	3675	4400	3375	
9.00-20	12	136/133	700	4815	3980	4815	3700	
	14	140/137	900	5375	4450	5375	4125	
10.00-20	14	142/139	750	5450	4540	5450	4225	
	16	146/143	900	6000	5000	6000	4650	
11.00-20	14	146/143	750	6000	5000	6000	4650	
	16	150/146	900	6500	5425	6500	5050	
12.00-20	16	150/146	750	6600	5500	6600	5125	
	18	154/149	900	7500	6250	7500	5800	
	20	157/153	1000	8250	6850	8250	6400	
	18	160/157	700	9000	7500	9000	6975	
14.00-20	20		800	9500	7925	9500	7365	
	22	164/160	900	10000	8350	10000	7750	
	18	156/153	900	8000	6650	8000	6200	
12.00-24	20	160/156	1000	9000	7500	9000	7000	
	18		700	10000	8350	10000	7750	
	20		840	10625	8500			
	22		900	11000	9175	11000	8525	
	24		1020	11875	9500			
	28		1110	12500	10000			

SCANDINAVIAN TIRE & RIM ORGANIZATION



N O R M - N O R M I (Obsolete)

I 110.01






S Industridäck
 FIN Teollisuusrenkaat
 GB Industrial Tyres

MPT + Impl-däck
 MPT + Impl-renkaat
 MPT + Impl Tyres

Radial/Diagonal
 Radial/Ristikudos
 Radial/Diagonal

tumdimensioner
 tuumakoot
 inch sizes

	P R	kPa	 Gaffeltruck Haarukkatrukit Lift Truck 25 km/h L S		 Sidolastare Sivukuormaaja Sideloader Statisk/Staattinen/Static
10.5-18 MPT	8	350	2650	2100	3750
	10	425	3000	2400	4250
10.5-20 MPT	8	350	2800	2250	3875
	10	425	3250	2600	4500
12.5-18 MPT	8	300	2975	2400	4125
	10	350	3250	2600	4500
12.5-20 MPT	10	350	3325	2650	4625
	12	400	3600	2900	5000
14.5-20 MPT	14	425	4300	3450	6075
	16	475	4550	3650	6435
	18	525	4850	3850	6810
10.0/75-15.3	8	425	1915	1595	2195
	10	525	2195	1830	2515
11.5/80-15.3	8	375	2410	2010	2765
	10	475	2780	2315	3185
8.50-12	4	275	1205	1005	1335
	6	310	1440	1200	1600
	8	375	1655	1380	1840

SCANDINAVIAN TIRE & RIM ORGANIZATION

N O R M - N O R M I (Obsolete)

I 111.01



(S)	Industridäck LV- FRT-däck	Radial	Diagonal	tum- + mm-dimensioner
(FIN)	Teollisuusrenkaat KA FRT	Radial	Ristikudos	tuuma- + mm-koot
(GB)	Industrial Tyres CV FRT	Radial	Diagonal	inch- + mm-sizes

(S)	FRT däck i industriell service
(FIN)	FRT renkaat teollisuuskäytössä
(GB)	Free-Rolling Commercial Vehicle Tyres In Industrial Service

(S)	Normal landsvägs service
(FIN)	Normaali maantieajo
(GB)	Normal Highway Service

(S)	Industritjänst
(FIN)	Teollisuuskäyttö
(GB)	Industrial Service

	Load Index		Service Description
5.00R8	100/98	5.00R8	111 A5
6.00R9	109/108	6.00R9	121 A5
6.50R10	117/115	6.50R10	128 A5
7.00R12	125/123	7.00R12	136 A5
7.50R15	135/133	7.50R15	146 A5
8.25R15 18 PR	142/141	8.25R15 18 PR	153 A5
9.5R17.5	143/141	9.5R17.5	153 A5
10.00R15 18 PR	148/145	10.00R15 18 PR	158 A5
7.00-15 12 PR	126/125	7.00-15 12 PR	138 A5
7.50-15 16 PR	135/133	7.50-15 16 PR	146 A5
8.25-15 18 PR	142/141	8.25-15 18 PR	153 A5
15x4 1/2R8	88/86	15x4 1/2R8	100 A5
16x6R8	95/93	16x6R8	113 A5
18x7R8	100/98	18x7R8	125 A5
21x8R9	106/104	21x8R9	134 A5
23x9R10	111/110	23x9R10	142 A5
27x10R12	121/120	27x10R12	146 A5
205/70R15	124/22	205/70R15	135 A5
245/70R17.5	143/141	245/70R17.5 A5	153
245/70R19.5	140/138	245/70R19.5 A5	150
265/70R19.5	143/141	265/70R19.5 A5	153
285/70R19.5	148/145	285/70R19.5 A5	158
215/75R17.5	135/133	215/75R17.5 A5	146
235/75R17.5	141/140	235/75R17.5 A5	152

SCANDINAVIAN TIRE & RIM ORGANIZATION



N O R M - N O R M I (Obsolete)

I 900.05

(S) Fälgar
(FIN) Vanteet
(GB) Rims

Industridäck LV + EM
Teollisuusrenkaat KA + EM
Industrial Tyres CV + EM

Radial/Diagonal
Vyörakenne/Ristikudos
Radial/Diagonal

tum- + mm-dim
tuuma- + mm-koot
inch- + mm- sizes

(S) Däckdimension (FIN) Rengaskoko (GB) Tyre Size	Rekom. fälg Suosit vanteet Recom. Rim	Alternativa fälgar Vaihtoehtoiset vanteet Alternative Rims
Radial (I 108.01)		
8R22.5	6.00	5.25
9R22.5	6.75	6.00
9.5R17.5	6.75	6.00
10R22.5	7.50	6.75
11R22.5	8.25	7.50
12R22.5	9.00	8.25
13R22.5	9.75	9.00
385/65R22.5 425/65R22.5	11.75 13.00	12.25 14.00
9/70R22.5 10/70R22.5 11/70R22.5 12/70R22.5 13/70R22.5	6.75 7.50 8.25 9.00 9.75	6.00 6.75 7.50 8.25 9.00
245/70R17.5, 19.5 255/70R22.5 265/70R19.5 275/70R22.5 285/70R19.5 305/70R22.5 315/70R22.5	7.50 7.50 7.50 8.25 8.25 9.00 9.00	6.75 6.75, 8.25 6.75, 8.25 7.50 7.50, 9.00 8.25 9.75
215/75R17.5 235/75R17.5 315/75R22.5	6.00 6.75 9.00	6.75 7.50 9.75
14/80R20	10.0 V	9.00 V
275/80R22.5 295/80R22.5 315/80R22.5 365/80R20	8.25 9.00 9.00 11.75	7.50 8.25 9.75 10.50
Diagonal (I 109.01)		
7.50-20	6.0	(B6.0), 6.00T, 5.0, 5.00S, 5.5, (B5.5), 6.5, (B6.5)
8.25-20	6.5	(B6.5), 5.5, (B5.5), 6.0, (B6.0), 6.00T, 7.0, (B7.0)
9.00-20	7.0	(B7.0), 6.0, 6.00T, 6.5, (B6.5), 7.33V, 7.5, (B7.5)
10.00-20	7.5	(B7.5), 6.5, (B6.5), 7.0, (B7.0), 7.33V, 8.0, (B8.0), 8.0V
11.00-20	8.0	(B8.0), 8.0V, 7.33V, 7.5, (B7.5), 8.5, (B8.5), 8.50V, 9.00V
12.00-20, 24	8.5	(B8.5), 8.5V, 9.0, 9.00V Rims within brackets () ought to be avoided
14.00-20, 24	10.0	10.00V, 10.00W, 9.0

SCANDINAVIAN TIRE & RIM ORGANIZATION



N O R M - N O R M I (Obsolete)

I 900.06

(S) Fälgar	Industridäck	MPT + Impl + FRT	Radial/Diagonal	tumdim
(FIN) Vanteet	Teollisuusrenkaat	MPT + Impl + FRT	Vyörakenne/Ristikudos	tuumakoot
(GB) Rims	Industrial Tyres	MPT + Impl + FRT	Radial/Diagonal	inch sizes

(S) Däckdimension (FIN) Rengaskoko (GB) Tyre Size	Rekom. fälg Suosit vanteet Recom. Rim	Alternativa fälgar Vaihtoehtoiset vanteet Alternative Rims
<u>MPT</u> (I 110.01) 10.5-18, 20 MPT 12.5-18, 20 MPT 14.5-20 MPT	9 11 11	9 SDC 11 SDC, 12 SDC, 12 11 SDC, 12 SDC, 12
<u>Impl</u> (I 110.01) 10.0/75-15.3 11.5/80-15.3 8.50-12	9.00 9.00 7.00	
<u>FRT</u> (I 111.01) 5.00R8 6.00R9 6.50R10 7.00R12 7.50R15 8.25R15 9.5R17.5 10.00R15	3.00 D 4.00 E 5.00 F 5.00 S 6.0 6.5 7.5	3 1/4 I 5.50 F 6.5, (B 6.5) (B 6.5), 6.50 T, 6.0, 7.0 7.0
7.00-15 7.50-15 8.25-15	5.00 S 6.0 6.5	5.5 6.5, (B 6.5) (B 6.5), 6.50 T, 6.0, 7.0
15x4 1/2R8 16x6R8 18x7R8 21x8R9 23x9R10 27x10R12	3 1/4 I 4.33 R 5.00 F 6.00 E 6.50 F 8.00 G	3.00 D
205/70R15 245/70R17.5, 19.5 265/70R19.5 285/70R19.5	5.5 6.75 7.50 8.25	5.0, 6.0, 6.5 7.50 8.25 9.00
215/75R17.5 235/75R17.5	6.00 6.75	6.75 7.50
		Rims within brackets () ought to be avoided



INNEHÅLLSFÖRTECKNING

MOTORCYKEL- OCH SKOTERDÄCK

Sida

M 101.01	Lätt motorcykel, moped och skotermoped - tum-dimensioner - diagonal/radial	328
M 110.01	Skoterdäck - tum- + mm-dimensioner - diagonal/radial	329
M 300.01	Motorcykeldäck USA - mm-dimensioner - diagonal	330
M 300.02-03	Motorcykeldäck USA 90-80 serie - alfanum. dim. - diagonal	331-332
M 301.01	Motorcykeldäck USA 50-100-serie - mm-dim.	333
M 900.00/03	Alternativfälgar	334-335

OBS!

För hastigheter över 210 km/h använd V, W eller Z-däck. För V-däck mellan 210-220 km/h är belastningen 95 % av tabellens värde. Över 220 km/h minskar belastningen med 10 % av tabellvärdet för varje 10 km/h steg.

MST-beteckningen användes för Special Service Tyres. Kontakta däcktillverkaren för att få bekräftat, om deras D-däck typer är tillåtna för normal landsvägskörning.

Montering av slang i slanglösa ZR-däck rekommenderas ej på motorcyklar som har en maxhastighet överstigande 240.

Motorcykeldäck skall inte monteras på fälg för annan typ av service (ex personbil, lantbruksmaskiner m.fl.). Ej heller skall Pv-däck monteras på Mc-fälg. Fälgarna kan ha olika diametrar.

Däcktillverkarna rekommenderar icke personbilsdäck för motorcyklar. Om Pv-däck monteras på motorcykelekipage är det endast avsett för stående körning t.ex. på sidovagn.

SCANDINAVIAN TIRE & RIM ORGANIZATION



NORM-NORMI

(S) Lätt motorcykel, Moped och Skotermoped
 (FIN) Moped- ja Skootterinmoped
 (GB) Tyres for Mopeds and Small Cubic Capacity Motorcycles

M 101.01

Diagonal Tumdimensioner
 Ristikudos Tuumakoot
 Diagonal Code Designated Sizes

					Max 50 km/h version/ tyyppi/type			Max 100 km/h version/ tyyppi/type			
	mm	mm	kg	kPa	"	"	kg *	"	"	kg **	
(S) Dimension	Bredd	Diam.	Belastn.	Tryck	Fälg	Min.Fälg	Bel. 30 km/h	Fälg	Min.Fälg	Bel. 50 km/h	
(FIN) Koko	Leveys	Halk.	Kantav.	Paine	Vanne	Min.Van.	Kan.30 km/h	Vanne	Min.Van.	Kan. 50 km/h	LI/SI
(GB) Tyre Size	Width	Diam.	Load	Inflation	Rim	Min.Rim	Load30 km/h	Rim	Min.Rim	Load 50 km/h	
2 1/2 - 8 Reinf	70	345	106	280	1.75	1.50	138				
2 1/2 - 9	70	371	80	250	1.75	1.50	104				
2 3/4 - 9	74	381	90	250	1.75	1.50	117				
2 1/4-10	62	380	75	250	1.50	1.35	97				
2 1/2-10	68	396	85	250	1.60	1.50	110				
3 -10	84	418	109	250	2.10	1.85	142				
2 1/4-12	62	431	80	250	1.50	1.35	104				
2 -13	55	442	71	250				1.35	1.20	92	16 J
2 -14	55	468	75	250	1.35	1.20	97				
2 1/4-14	62	482	90	250	1.50	1.20	117	1.50	1.20	117	24 J
2 1/4-14 Reinf	62	482	121	280				1.50	1.20	157	35 J
2 1/2-14	68	498	100	250				1.60	1.35	130	28 J
2 1/2-14 Reinf	68	498	140	280	1.60	1.20		1.60	1.35	169	40 J
2 3/4-14 Reinf	75	508	155	280	1.85	1.35	201	1.85	1.50	201	43 J
2 1/4-15	62	507	90	250	1.50	1.20	117	1.50	1.20	117	24 J
2 1/4-15 Reinf	62	507	125	280	1.50	1.20	162				
2 1/2-15	68	523	106	250				1.60	1.35	138	30 J
2 3/4-15	75	533	120	250				1.85	1.50	156	
2 -16	55	518	80	250	1.35	1.20	104	1.35	1.20	104	20 J
2 -16 Reinf	55	518	109	280	1.35	1.20	142	1.35	1.20	142	31 J
2 1/4-16	62	532	95	250	1.50	1.20	124	1.50	1.20	124	26 J
2 1/4-16 Reinf	62	532	132	280	1.50	1.20	171	1.50	1.20	171	38 J
2 1/2-16	68	548	109	250	1.60	1.20	143	1.60	1.35	143	31 J
2 1/2-16 Reinf	68	548	150	280				1.60	1.35	195	42 J
2 3/4-16	75	558	125	250	1.85	1.35	162	1.85	1.50	162	36 J
2 3/4-16 Reinf	75	558	170	280	1.85	1.35	221	1.85	1.50	221	46 J
3 1/4-16	89	586	160	250	2.15	1.60	208	2.15	1.85	208	44 J
2 -17	55	544	85	250	1.35	1.20	110	1.35	1.20	110	22 J
2 -17 Reinf	55	544	109	280				1.35	1.20	142	31 J
2 1/4-17	62	558	100	250	1.50	1.20	130	1.50	1.20	130	28 J
2 1/4-17 Reinf	62	558	136	280	1.50	1.20	176	1.50	1.20	176	39 J
2 1/2-17	68	574	115	250	1.60	1.20	149	1.60	1.35	149	33 J
2 1/2-17 Reinf	68	574	155	280	1.60	1.20	201	1.60	1.35	201	43 J
2 3/4-17	75	584	132	250				1.85	1.50	171	38 J
2 3/4-17 Reinf	75	584	175	280	1.85	1.35	228	1.85	1.50	228	47 J
3 -17	81	596	145	250				1.85	1.60	189	41 J
3 -17 Reinf	81	596	195	280	1.85	1.50	254	1.85	1.60	254	51 J
2 -18	55	569	85	250	1.35	1.20	110	1.35	1.20	110	22 J
2 1/4-18	62	583	105	250	1.50	1.20	136	1.50	1.20	136	30 J
2 1/2-18	68	599	120	250				1.60	1.35	156	
3 -18	81	621	150	250				1.85	1.60	195	42 J
3 1/4-18	89	637	175	250				2.15	1.85	228	47 J
1 3/4-19	50	589	80	250	1.20	1.20	104				
2 -19	55	595	90	250	1.35	1.20	117	1.35	1.20	117	24 J
2 1/4-19	62	609	105	250	1.50	1.20	136	1.50	1.20	136	30 J
2 1/4-19 Reinf	62	609	145	280	1.50	1.20	189				
2 1/2-19	68	625	120	250	1.60	1.20	156	1.60	1.35	156	35 J
2 1/2-19 Reinf	68	625	165	280	1.60	1.20	215	1.60	1.35	215	45 J
2 1/4-21	62	659	109	250				1.50	1.20	142	31 J
2 1/2-21	68	675	132	250				1.60	1.35	171	38 J
2 -22	55	671	95	250	1.35	1.20	123	1.35	1.20	123	
2 1/4-22 Reinf	62	685	155	280				1.50	1.20	201	

SCANDINAVIAN TIRE & RIM ORGANIZATION



NORM - NORMI

M 110.01



S Skoterdäck
FIN Skootterin renkaat
GB Scooter Tyres

Diagonal
Ristikudos
Diagonal

Radial
Vyörakenne
Radial

Tum- + mm-dimensioner
Tuuma- + mm-koot
Code Designated + mm sizes

	P R	LI/SI							kPa	
				Norm	Max	Norm	Max			
2-50-8			1.75	68		338		100	250	
2.50-9			1.75	68		364		105	250	
2.75-9		35 J	1.75	71	77	374	383	121	250	
2.75-10		37 J	1.85	72	78	399	408	128	250	
3.00-10		42 J	2.15	80	86	413	422	150	250	
	Reinf.	50 J						190	325	
3.00-12		47 J	2.10	80	86	464	473	175	250	
3.50-8		46 J	2.50	92	99	386		170	250	
3.50-10		51 J	2.50	92	99	437	448	195	250	
	Reinf.	59 J						243	325	
3.50-12		56 J	2.50	92	99	488		224	250	
4.00-8		55 J	2.50	105	113	415	427	218	250	
4.00-10		60 J	2.50	105	113	466		250	250	
Transport C										
3.00-10 C	4		2.10	80		420		225	375	
4.00-8 C	4	66 J	3.00	108	117	415	427	300	350	
	6	71 J	3.00	108	117	415	427	345	425	
4.00-10 C	4	69 J	3.00	108	117	466	478	325	350	
	6	74 J	3.00	108	117	466	478	375	425	
4.00-12 C *	6	77 J	3.00	108	117	517	529	412	425	* = RADIAL
4.00-12 C *	8	81 J	3.00					462	500	
4.50-8 C	6		3.50	125	135	439		375	425	
4.50-10 C	4		3.50	125	135	490	504	340	350	
4.50-10 C	6	76 J	3.50	125		490		400	425	
4.50-10 C *	8	80 J						450	500	
5.00-10 C	4		3.50	134	145	516	532	365	275	
	6							437	350	
	8	84 J						500	500	
120/80R12C	8	86 J	2.75	119	129	497	511	530	500	J = Max 100 km/h
130/80R12C	8	90 J	3.00	129	139	513	527	600	500	
140/70R12C	6	86 J	4.00	141	152	501	515	530	425	

SCANDINAVIAN TIRE & RIM ORGANIZATION



N O R M - N O R M I

M 300.01



S Motorcykeldäck
FIN Moottoripyörän renkaat
GB Motorcycle Tyres

Diagonal
Ristikudos
Diagonal

mm-dimensioner
mm-koot
millimetric sizes

PR-tyre

	P R							kPa
			Norm	Max	Norm	Max		
2.25 - 17	4	1.20	57		556		115	275
2.50 - 16	4	1.60	66		544		125	275
2.50 - 17	4	1.60	66		569		130	275
2.50 - 18	4	1.60	66		594		140	275
2.75 - 17	4	1.60	72		588		160	275
2.75 - 18	4	1.60	72		613		170	275
3.00 - 16	4	1.85	80		577		175	275
- 17	4	1.85	80		602		185	275
- 18	4	1.85	80		627		195	275
- 19	4	1.85	80		653		205	275
- 21	4	1.85	80		704		220	275
3.25 - 16	4	2.15	89		593		180	275
- 17	4	2.15	89		618		195	275
- 18	4	2.15	89		644		205	275
- 19	4	2.15	89		669		215	275
3.50 - 14	4	2.15	93		552		180	275
- 16	4	2.15	93		603		200	275
- 17	4	2.15	93		628		210	275
- 18	4	2.15	93		654		220	275
- 19	4	2.15	93		679		230	275
- 21	4	2.15	93		730		255	275
3.75 - 19T	4	2.50	97		679		230	275
4.00 - 18	4	2.15	104		688		275	275
- 19	4	2.15	104		713		290	275
4.25 - 18 T	4	2.50	108		688		280	275
4.50 - 18	4	2.15	114		714		335	275
5.00 - 16	4	3.00	130		676		345	275
- 17	4	3.00	130		701		365	275
TRA/USA 6-03/78								

SCANDINAVIAN TIRE & RIM ORGANIZATION



N O R M - N O R M I

M 300.02

(S) Motorcykeldäck	Profil .90	Diagonal	Alfanum. dim.
(FIN) Moottoripyörän renkaat	Poikkileikkaussuhde .90	Ristikudos	Alfanumeeriset koot
(GB) Motorcycle Tyres	Aspect Ratio .90	Diagonal	Alpha-numeric

	P R	L I							kPa	
				Norm	Max	Norm	Max			
ME 90 - 17	B		1.20	57		544		109	275	
MF 90 - 16	B		1.60	66		530		118	275	
MF 90 - 17	B		1.60	66		555		122	275	
MF 90 - 18	B		1.60	66		581		132	275	
MG 90 - 17	B		1.60	72		572		150	275	
MG 90 - 18	B		1.60	72		597		159	275	
MH 90 - 16	B		1.85	80		559		163	275	
MH 90 - 17	B		1.85	80		585		172	275	
MH 90 - 18	B		1.85	80		610		186	275	
MH 90 - 19	B		1.85	80		636		195	275	
MH 90 - 21	B	56	1.85	80	89	686	700	224	275	
MJ 90 - 16	B		2.15	89		574		191	275	
MJ 90 - 17	B		2.15	89		599		200	275	
MJ 90 - 18	B	55	2.15	89	99	625	640	218	275	
MJ 90 - 19	B	56	2.15	89	99	650	665	224	275	
ML 90 - 16	B		2.15	93		583		209	275	
ML 90 - 17	B		2.15	93		609		218	275	
ML 90 - 18	B	57	2.15	93	103	634	650	230	275	
ML 90 - 19	B	59	2.15	93	103	659	675	243	275	
MM 90 - 18	B	60	2.15	95	106	643	660	250	275	
MM 90 - 19	B	61	2.15	95	106	669	685	257	275	
MM 90 - 19 T	B		2.50	95		657		236	275	
MN 90 - 18	B	65	2.15	104	116	662	681	290	275	
MN 90 - 19	B		2.15	104		688		304	275	
MP 90 - 18	B	68	2.15	108	120	673	692	315	275	
MP 90 - 18 T	B		2.50	108		672		313	275	
MR 90 - 18	B	71	2.15	114	127	687	708	345	275	
MS 90 - 17	B	71	2.50	121	134	667	688	345	275	
MT 90 - 16	B	71	3.00	130	144	650	672	345	275	
	C	74						375	275	
	D	76						400	275	
MT 90 - 17	B	73	3.00	130	144	675	697	365	275	
	C	76						400	275	
	D	78						425	275	
MU 90 - 15 M/C	B	74	3.50	142	158	641	665	375	275	
	C	76						400	275	
	D	79						437	275	
MU 90 - 16	B	76	3.50	142	158	667	690	400	275	
	C	78						425	275	
	D	80						450	275	
MV 90 - 15 M/C	B	77	3.50	150	172	651	675	412	275	
	C	79						437	275	
	D	81						462	275	

SCANDINAVIAN TIRE & RIM ORGANIZATION

N O R M - N O R M I

M 300.03



(S) Motorcykeldäck

Profil .85-.80

Diagonal Alfanum. dim.

(FIN) Moottoripyörän renkaat

Poikkileikkaussuhde .85-.80

Ristikudo Alfanumeeriset koot

(GB) Motorcycle Tyres

Aspect Ratio .85-.80

Diagonal Alpha-numeric

	P R	LI							kPa
				Norm	Max	Norm	Max		
ML 85 - 18	B		2.15	93		624		218	275
ML 85 - 19	B		2.15	93		650		231	275
MN 85 - 18	B		2.15	104		651		277	275
MP 85 - 18	B	66	2.15	108	120	660	679	300	275
MR 85 - 16	B	66	2.15	114	127	623	643	300	275
MR 85 - 18	B		2.15	114		674		331	275
MS 85 - 18	B	71	2.50	121	134	682	702	345	275
MT 85 - 18	B	73	3.00	130	144	688	709	365	275
	C	76						400	275
	D	77						412	275
MV 85 -15 M/C	B	75	3.50	150	172	635	658	387	275
	C	77						412	275
	D	79						437	275
MT 80 - 18	B		3.00	130		671		340	275
TRA/USA 6-06/81 6-08-09/95									

SCANDINAVIAN TIRE & RIM ORGANIZATION

N O R M - N O R M I

M 301.01



(S) Motorcykeldäck
(FIN) Moottoripyörän renkaat
(GB) Motorcycle Tyres

50-100-serie
50-100-sarja
50-100-series

mm-dimensioner
mm-koot
millimetric sizes USA

	LR	LI							kPa	
				Norm	Max	Norm	Max			
M130/100-16	B		3.00	129	143	666		335	225	
M90/90-19	SL	52	2.15	90	100	645	659	200	225	
M100/90-16	SL	54	2.50	101	113	586	602	212	225	
M100/90-18	SL	56	2.50	101	113	637	653	224	225	
M100/90-19	SL	57	2.50	101	112	663	679	230	225	
M110/90-18	SL	61	2.50	109	121	655	673	257	225	
	EL	67						307	280	
M110/90-19	SL	62	2.50	109	121	681	699	265	225	
M120/90-18	SL	65	2.75	119	132	673	693	290	225	
	EL	71						345	280	
M130/90-16	SL	67	3.00	129	143	640	662	307	225	
	EL	73						365	280	
M130/90-17	SL	68	3.00	129	143	666	688	315	225	
	EL	74						375	280	
M130/90-18	SL	69	3.00	129	143	691	713	325	225	
M140/90-15 M/C	SL	70	3.50	142	158	633	655	335	225	
	EL	76						400	280	
M140/90-16	SL	71	3.50	142	158	658	680	345	225	
	EL	77						412	280	
M150/90-15 M/C	SL	74	3.50	150	167	651	675	375	225	
	EL	79						437	280	
M110/80-17	SL	57	2.50	109	121	608	624	230	225	
M110/80-18	SL	58	2.50	109	121	633	649	236	225	
M120/80-16	SL	60	2.75	119	132	594	616	250	225	
M120/80-17	SL	61	2.75	119	132	624	642	257	225	
M120/80-18	SL	62	2.75	119	132	649	667	265	225	
M130/80-16	SL	64	3.00	129	143	614	632	280	225	
M130/80-17	SL	65	3.00	129	144	640	659	290	225	
M130/80-18	SL	66	3.00	129	143	665	683	300	225	
M140/80-15 M/C	SL	67	3.50	142	157	605	625	307	225	
	EL	73						365	280	
M140/80-17	SL	69	3.50	142	158	656	676	325	225	
M150/80-16	SL	72	3.50	150	166	646	668	355	225	
M150/80-18	SL	74	3.50	150	166	697	719	375	225	
M160/80-15 M/C	SL	74	4.00	162	180	637	660	375	225	
	EL	79						437	280	
M160/80-16	SL	75	4.00	162	180	662	685	387	225	
	EL	81						462	280	
M170/80-15 M/C	SL	77	4.00	170	189	653	677	412	225	
	EL	83						487	280	
M120/70-17	SL	58	3.50	122	134	600	612	236	225	
M120/70-18	SL	59	3.50	122	134	625	637	243	225	
M130/70-17	SL	62	3.50	129	142	614	626	265	225	
M130/70-18	SL	63	3.50	129	142	639	651	272	225	
	EL	69						325	280	
M140/70-17	SL	65	4.00	141	155	628	642	290	225	
M140/70-18	SL	66	4.00	141	155	653	667	300	225	
M150/70-17	SL	69	4.00	149	164	642	656	325	225	
M160/70-17	SL	72	4.50	161	177	656	672	355	225	
M120/60-17	SL	54	3.50	122	134	576	586	212	225	
M160/60-17	SL	69	4.50	161	177	624	638	325	225	
M170/60-17	SL	72	4.50	168	185	636	650	355	225	
M160/60-18	SL	70	4.50	161	177	649	663	335	225	
M170/60-18	SL	73	4.50	168	185	661	675	365	225	
M180/55-17	SL	73	5.50	178	196	630	644	365	225	
M190/50R17	SL	72	6.00	190	209	622	636	355	225	TRA/USA 6.04-5/95

SCANDINAVIAN TIRE & RIM ORGANIZATION



N O R M - N O R M I

M 900.01

- (S) Godkända fälgar
- (FIN) Hyväksytyt vanteet
- (GB) Approved Rims

<u>M 101.01</u>	<u>Cylindrical bead seat</u>	<u>7° Tapered bead seat</u>
1 3/4	1.20, 1.35	27, 30.5
2	1.35, 1.20	27, 30.5, 34
2 1/4	1.50, 1.20, 1.35, 1.60	27, 30.5, 34, 36
2 1/2	1.60, 1.35, 1.50, 1.85, (1.20)	30.5, 34, 38
2 3/4	1.85, 1.50, 1.60, (1.35)	34, 38
3	1.85, 1.60, 2.15, (1.50)	38
3 1/4	2.15, 1.85, (1.60)	
2 1/2-8	1.75 delad fälg, jaetulla vanteella, divided rim	MT1.50, MT1.85
2 1/2-9	1.75 delad fälg, jaetulla vanteella, divided rim	MT1.50, MT1.85
3-10	2.10 1.75, 2.50, 2.50C delad fälg, jaetulla vanteella, divided rim	MT1.85, MT2.15

Endast cylindrical bead seat och MT fälgar är tillåtna för lätta motorcyklar upp till 100 km/h. Fälgar inom () och 7° tapered endast tillåtna upp till 50 km/h.

Only cylindrical bead seat and MT rims are permitted for small cubic capacity motorcycles upto 100 km/h. Rims shown in brackets and 7° tapered bead seat rims are permitted only for mopeds with maximum speed upto 50 km/h.

Godkända fälgar, Hyväksytyt vanteet, Approved Rims

M 110.01

2.50	1.75	1.50, 1.75
2.75	1.85 , (MT1.50), MT1.85	2.10, 1.75
3.00	2.15 , MT1.85, MT2.15, MT2.50, 2.50, 2.50C	2.10, 2.50C, (1.75)
3.50	2.50 , MT2.15, 2.15, MT2.50, 2.50C	2.10, 2.15, 2.50C
4.00	2.50 , MT2.50, 2.50C, MT3.00, 3.00D	2.50C, 3.00D
100/90	2.50 , 2.15, MT2.50, 2.50C, MT2.75, MT3.00	2.50C, 3.00D
160/60	4.50	4.50A, 4.50I, 5.50A, 5.375I

CODE DESIGNATED SIZES - >12" DIAGONAL

2.25	1.50 , 1.20, 1.35, 1.60, MT1.50, MT1.60	4.00	2.50 , MT2.15, MT2.50, MT2.75, MT3.00, 2.15, 2.75, 3.00
2.50	1.50 , 1.35, 1.60, MT1.50, MT1.60	4.10	2.50 , MT2.15, MT2.50, MT2.75, 2.15, 2.75, 3.00, MT3.00
2.75	1.85 , 1.50, 1.60, MT1.50, MT1.60, MT1.85	4.25	2.50 , MT2.15, MT2.50, MT2.75, 2.15, 2.75, 3.00, MT3.00
3.00	1.85 , 1.60, 2.15, MT1.60, MT1.85, MT2.15	4.50	2.75 , MT2.15, MT2.50, MT2.75, MT3.00, 2.15, 2.50, 3.00
3.25	2.15 , MT1.85, MT2.15, 1.85, 2.50, MT2.50	4.60	2.75 , MT2.15, MT2.50, MT2.75, MT3.00
3.50	2.15 , MT1.85, MT2.15, MT2.50, 1.85, 2.50	5.00	MT3.00 , 3.00, MT3.50*
3.60	2.15 , MT1.85, MT2.15, MT2.50, 1.85, 2.50	5.10	MT3.00 , MT2.50, MT2.75, MT3.50, 2.50, 2.75*
3.75	2.15 , MT1.85, MT2.15, MT2.50, 1.85, 2.50		

Transport "C"

3.00C	x) 2.10	2.15, 2.45, 2.50C
4.00C	x) 3.00D , MT2.50, 2.50, 2.50C, MT3.00	2.50C, 3.50D
4.50C	x) 3.50D , MT3.00, MT3.50, 3.50B, 3.00D	3.00D
5.00C	x) 3.50D , MT3.00, MT3.50, 3.50B, 3.00D	3.00D
120/80C	MT2.75 , MT2.50, MT3.00, 3.00B, MT3.50, 3.50B	
130/80C	MT3.00 , 3.00 B, MT3.50, 3.50B	

- (S) x) Rekommendation - Fälgdiam 9" och mindre - använd delad fälg, - för 10" - Well base
- (FIN) x) Suositus - Vanne halk. 9" ja pienemmät - käytä jaettua vannetta, 10" - vanne Well base
- (GB) x) Recommendation - Rim diameter code 9 and below - use divided rim - for rim diameter code 10 - Well base

SCANDINAVIAN TIRE & RIM ORGANIZATION



N O R M - N O R M I

M 900.03

Approved rim contours for Motorcycle Tyres TRA

(S) Dimension
(FIN) Koko
(GB) Tyre Size

Godkända fälgar
Hyväksytyt vanteet
Approved Rims

2.25 ME
2.50 MF
2.75 MG
3.00 MH
3.25 MJ
3.50 ML
MM
3.75-19T MM90-19T
4.00 MN
MP
4.25-18T MP90-18T
4.50 MR
MS
5.00 MT
MU
MU90-15 M/C
MV85-15 M/C
MV90-15 M/C

1.20, WM1/1.60
WM1/1.60, 1.20, WM2/1.85, MT1.85
WM1/1.60, WM2/1.85, MT1.85
WM2/1.85, WM1/1.60, MT1.85, WM3/2.15, MT2.15
WM3/2.15, WM2/1.85, MT1.85, MT2.15, MT2.50
WM3/2.15, WM2/1.85, MT1.85, MT2.15, MT2.50
WM3/2.15, WM2/1.85, MT1.85, MT2.15, MT2.50
2.50CM
WM3/2.15, MT2.15, MT2.50, MT2.75, MT3.00
WM3/2.15, MT2.15, MT2.50, MT3.00
2.50CM
WM3/2.15, MT2.15, MT2.50, MT2.75, MT3.00
MT2.50, MT2.75, MT3.00, MT3.50
MT3.00, MT2.50, MT2.75, 3.00D (16" only), MT3.50, 3.50 D (16")
MT3.50, MT2.50, MT2.75, MT3.00
15 M/CxMT3.50, 15 M/CxMT3.00
15 M/CxMT3.50, 15 M/CxMT3.00
15 M/CxMT3.50, 15 M/CxMT3.00

180 (M/C)
190 (M/C)

55-50 series
MT5.50, MT6.00
MT6.00, MT5.50

110 (M/C)
120 (M/C)
130 (M/C)
140 (M/C)
150 (M/C)
160 (M/C)
170 (M/C)

70-60 series
2.50A, MT2.50, MT2.75, MT3.00, MT3.50
MT3.50, MT3.00, MT3.75
MT3.50, MT3.00, MT3.75, MT4.00
MT4.00, MT3.50, MT3.75, MT4.50
MT4.00, MT3.50, MT3.75, MT4.50
MT4.50, MT3.75, MT4.00, MT5.00
MT4.50, MT4.00, MT5.00, MT5.50

90 (M/C)
100 (M/C)
110 (M/C)
120 (M/C)
130 (M/C)
140 (M/C)
140/80-15 M/C
140/90-15 M/C
150 (M/C)
150/90-15 M/C
160 (M/C)
160/80-15 M/C
170 (M/C)
170/80-15 M/C

100-80 series
WM3/2.15, WM2/1.85, MT1.85, MT2.15, MT2.50
MT2.50, WM3/2.15, MT2.15, MT2.75
MT2.50, WM3/2.15, MT2.15, MT2.75, MT3.00
MT2.75, MT2.50, MT3.00
MT3.00, MT2.50, MT2.75, 3.00D (16"), 3.50D (16"), MT3.50
MT3.50, MT2.75, MT3.00, 3.00D (16"), 3.50D (16"), MT3.75
15M/CxMT3.50, 15M/CxMT2.75, 15M/CxMT3.00, 15M/CxMT3.75
15M/CxMT3.50, 15M/CxMT2.75, 15M/CxMT3.00, 15M/CxMT3.75
MT3.50, MT3.00, MT3.75, MT4.00
15M/CxMT3.50, 15M/CxMT3.00, 15M/CxMT3.75, 15M/CxMT4.00
MT4.00, MT3.50, MT3.75, MT4.50
15M/CxMT4.00, 15M/CxMT3.50, 15M/CxMT3.75, 15M/CxMT4.50
MT4.00, MT3.50, MT3.75, MT4.50
15M/CxMT4.00, 15M/CxMT3.50, 15M/CxMT3.75, 15M/CxMT4.50

tj-01

MT = TL